




CHECKERS

Justrite Safety Group

CABLE AND HOSE PROTECTORS FULL LINE CATALOG





In 1987 Checkers began with a simple vision: design and engineer the highest quality industrial safety products to provide effective safety solutions. That vision still drives Checkers today. With our product offerings of Cable/Hose Protection Systems, Wheel Chocks, Warning Whips, Warning and Safety Lights, and more, Checkers creates unique solutions for our customers. Having the opportunity to serve a diverse number of customers and markets for over 29 years has provided us the knowledge and insight to ensure every one of our customers' needs is satisfied. Through our commitment to innovation and excellence Checkers is poised to continue to serve as your leading global provider of industrial safety products.

Checkers is headquartered in Broomfield, Colorado, U.S.A. with another manufacturing and support facility located in Mesa, Arizona. Each of our products is proudly produced in the United States. We take pride in providing the highest quality product at the best possible price. With this goal in mind, in early 2018, Checkers joined Justrite Safety Group. This expands the non-PPE safety products offering exponentially to our customers. For more information visit www.justrite.com. Our products are sold worldwide into many diverse markets. Checkers is proud to serve you and we thank you for your business.

OUR VISION

KEEPING PEOPLE, PROPERTY AND THE PLANET SAFE IS OUR FIRST AND GREATEST RESPONSIBILITY.



MARKETS SERVED

- Mining
- Oil and Gas
- Military
- Entertainment
- Power Generation
- Construction
- Utilities
- Manufacturing
- Material Handling
- Industrial
- Aviation
- Government
- Traffic Safety
- Automotive
- Landscaping
- Tree Care

CHECKERS IS A MEMBER OF & PROUDLY SUPPORTS THE FOLLOWING ASSOCIATIONS



CONTENTS

| | | | |
|--|-----------|---|-----------|
| CABLE PROTECTION SYSTEMS INTRODUCTION | 2 | Bumble Bee® Series Cable Protectors | 41 |
| Linebacker® Series Cable Protectors..... | 5 | 5-Channel Light Duty | 41 |
| 5-Channel Heavy Duty | 6 | Cable Protector Carts | 42 |
| 4-Channel Heavy Duty | 8 | Cable Protector Transport Carts..... | 42 |
| 3-Channel Heavy Duty | 10 | Grip Guard® Series Cable Protectors | 44 |
| 2-Channel Heavy Duty | 12 | 5-Channel Lightweight | 44 |
| 4-Channel General Manufacturing | 13 | 3-Channel Lightweight | 45 |
| 5-Channel General Purpose | 14 | Fastlane® Series Cable Protectors | 46 |
| 1-Channel General Purpose | 16 | Lightweight Drop-Over Protectors | 46 |
| Yellow Jacket® Series Cable Protectors | 19 | Rubber Duct Protectors..... | 48 |
| 5-Channel Heavy Duty | 20 | Extreme Crossover Systems | 51 |
| 5-Channel Heavy Duty ADA | 22 | Yellow Jacket® 5-Channel Heavy Duty - 3.75 in. | 52 |
| 4-Channel Heavy Duty | 23 | Yellow Jacket® 1-Channel Heavy Duty - 5 in. | 53 |
| 3-Channel Heavy Duty | 24 | Extreme Crossover Systems | 54 |
| Heavy Duty AMS® Systems | 26 | Yellow Jacket® 2-Channel Extreme Modular | |
| 5-Channel Heavy Duty - 3.75 in..... | 52 | Crossover System..... | 56 |
| 1-Channel Heavy Duty - 5 in..... | 53 | Diamondback® Hose Bridges..... | 58 |
| 2-Channel Extreme Modular Crossover System | 56 | Large Hose Bridge Systems | 58 |
| Guard Dog® Series Cable Protectors..... | 29 | Recycled Plastic Hose Bridges..... | 60 |
| 5-Channel General Purpose | 30 | Large Hose Bridge Systems | 60 |
| 5-Channel Flat Edge General Purpose | 32 | Curb Ramps..... | 61 |
| 5-Channel General Purpose ADA..... | 34 | Utility Crossover Systems | 61 |
| 3-Channel General Purpose | 35 | | |
| Low Profile General Purpose | 36 | | |
| 3-Channel General Purpose Drop-Overs | 38 | | |
| Firefly® Illuminated Series Cable Protectors..... | 40 | | |
| 5-Channel Illuminated | 40 | | |

CHECKERS WARRANTY / LIABILITY

LIMITED WARRANTY: Checkers guarantees the products it manufactures or sells against defects in workmanship and material for a period of one (1) year from the date of shipment or date of invoice, whichever is later. The product must be used, maintained and installed according to the instructions and procedures provided, or this warranty is void. Any alteration or modification of the product will also void this warranty. Checkers' OBLIGATION UNDER THIS WARRANTY IS LIMITED TO THE REPAIR OR REPLACEMENT OF DEFECTIVE PRODUCTS. No other warranty or remedy shall be provided. This warranty specifically does not guarantee or cover payment or reimbursement of any damages or consequential damages other than repair or replacement of the product.

Any claim under this warranty must be made in writing within twelve (12) months of the date of shipment or the date of invoice, whichever is later. Owner must prepay shipping costs of all products returned to Checkers under this warranty. If it is determined that the product is defective in material and /or workmanship the repair or replacement will occur, at Checkers' option, at no charge and return freight prepaid by Checkers. All other return of product to the owner shall be at the owner's expense.

CHECKERS AND ITS AUTHORIZED AGENTS, EMPLOYEES AND REPRESENTATIVES SPECIFICALLY AND EXPRESSLY DISCLAIM ANY AND ALL OTHER WARRANTIES, INCLUDING THE WARRANTY OF FITNESS FOR A PARTICULAR PURPOSE AND/OR ANY WARRANTY OF MERCHANTABILITY, THAT MIGHT OTHERWISE BE APPLICABLE UNDER ANY STATE OR FEDERAL LAW.

LIMITED LIABILITY OF CHECKERS JUSTRITE SAFETY GROUP: Checkers and its authorized agents, distributors and representatives do not guarantee the performance of any Checkers product in the customer's use from anything other than defects in workmanship and material as provided for herein. Proper use by the customer is necessary for the effectiveness of the product, as well as the safety of those using same. The user is solely responsible to determine the suitability of any Checkers product for any intended use. The user assumes all risk and liability for use of any Checkers product. User specifically acknowledges receipt of proper instructions regarding the use of the product in the original packaging and disclaims any consequential damages to person or property, damages for loss of use, lost time, loss of profit, lost income, loss of the Checkers' product itself and/or other incidental or consequential damages other than as warranted by this limited warranty. User accepts the responsibility of removing from service any product that becomes worn out, unusable, unfit for intended use or defective in any way such as to make the product a potential safety hazard. Checkers is unable to undertake such obligations or responsibilities on behalf of the user as the user is in sole possession and control of the product.

THE PERFECT SYSTEM

Our cable protectors feature a patented modular, interlocking design that can be customized to accommodate any number of cables. This innovative design makes setting up, dismantling, and storing the system simple.

Checkers Cable Management offers the most extensive line of high performance cable/hose protection products in the world. These durable cable protection systems provide a safer method of passage for pedestrian traffic, vehicles and heavy duty equipment while protecting valuable electrical cables, cords and hose lines from damage.

To fit the needs of a wide variety of applications, we offer lidded, drop over, open top, and low profile models constructed from all-weather polyurethane. We also offer rubber duct models for light applications.



Guard Dog® Series Cable Protectors in use at a sports arena

ADVANTAGES OF USING CHECKERS CABLE PROTECTION SYSTEMS

- Largest manufacturer of cable protectors in the world
- We manufacture the five most popular brands of cable/hose protectors in the industry
- Checkers Cable Protection Systems are manufactured in the USA in Broomfield, Colorado
- Our patented design and connector systems are the best in the industry
- We offer extensive accessories such as ADA/DDA compliant access ramps, protector bridges, 45° & 90° turns, and end caps
- Polyurethane construction is lighter and more durable than rubber imitations in extreme weather conditions
- Universal safety colors alerting all types of traffic to the product's presence
- Satisfies all state and federal regulatory agencies
- Only manufacturer in the world offering customized solutions, including logos molded into the product
- Multiple channel options so each cable and hose can have its own dedicated channel
- Modular interlocking design that makes setting up, dismantling and storing the product simple and straightforward
- Non-conductive material insulates and protects cords/cable, as well as people

SPECIFICATION DATA FOR POLYURETHANE MODELS

| | |
|---------------------------|--|
| MATERIAL | Polyurethane (UV stabilized) |
| OPERATING TEMP | -40°F to 120°F (-40° C to 48° C) |
| HINGE PIN MATERIAL | Reinforced fiberglass (where applicable) |
| SAFETY SYMBOLS | Per ANSI. Z535.3-1991 (where applicable) |

NEC REQUIREMENTS

Protects valuable electrical cables and permits compliance with 2011 National Electrical Code requirements (Article 525) for minimizing the tripping hazard of electrical cables and cords at carnivals, fairs, amusement parks and similar events.

Visit IP.CHECKERS-SAFETY.COM for product patent information.



Safety Warning Symbols molded into protectors (where applicable)



ADA/DDA Compliant Accessories

CHOOSING THE RIGHT MODEL

CHANNEL SIZE

5, 4, 3, 2, and 1-channel models. Make sure your cable/hose will fit into your desired cable protector based on channel width/height.

LOAD CAPACITY

Determine the required load capacity for your application. Know what type of vehicles and pedestrian traffic will be crossing over your cable protectors.

HEIGHT/SLOPE

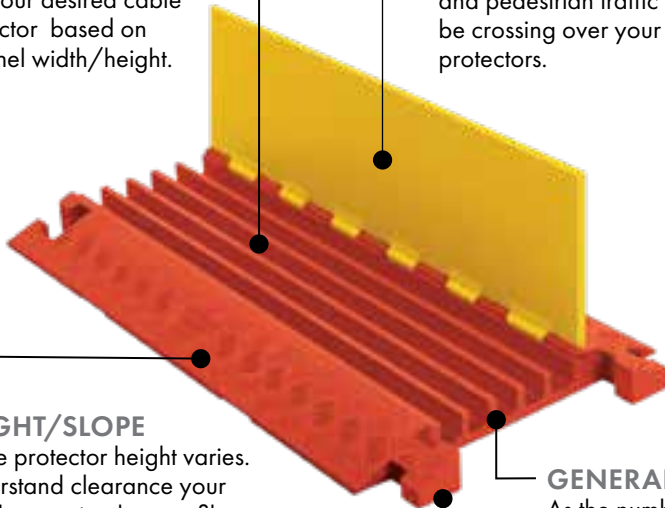
Cable protector height varies. Understand clearance your vehicles require: low profile models, ADA compliant ramps and unique accessories available if needed.

CONNECTOR STYLE

"Dog Bone" and "T" connectors available. Make sure your product will be compatible with previous style cable protectors you may already own.

GENERAL RULE

As the number of channels on the protector decreases, channel height increases (Does not apply to low profile and drop over models).



ADVANTAGES OF POLYURETHANE CABLE/HOSE PROTECTORS VERSUS RUBBER CABLE PROTECTORS

- Up to 75% lighter, easier to handle and less costly to ship
- Withstands repetitive impact & abuse over longer periods of time
- Manufactured in the USA and meets all regulatory requirements
- Superior load bearing capacity
- Better oil, chemical, fuel & lubricant resistance
- Higher cut & tear resistance
- Higher abrasion resistance
- UV Stable
- Doesn't smell like some imported rubber products
- Broader hardness range
- RoHS Compliant
- SVHC Compliant
- CE Certified



COLOR OPTIONS/ORDERING

For select Checkers products, you will be required to choose a color option. Where applicable, specify your chosen color by adding the color code to the end of the product number.

For example, CP5x125-YO is the complete model number for the cable protector pictured above.

| Unit Color | Color Code | Icon |
|------------|------------|------|
| Yellow | Y | |
| Orange | O | |
| Black | B | |
| Blue | BLU | |


| Unit Color(s) | Color Code (Lid/Base) | Icon |
|---------------|-----------------------|------|
| Yellow/Orange | YO | |
| Yellow/Black | YB | |
| Yellow/Blue | YBLU | |
| Yellow/Gray | YGRY | |

| Unit Color(s) | Color Code (Lid/Base) | Icon |
|---------------|-----------------------|------|
| Orange/Yellow | OY | |
| Orange/Black | OB | |
| Orange/Blue | OBLU | |
| Black/Yellow | BY | |
| Black/Black | BB | |

CUSTOMIZE YOUR CABLE PROTECTORS

Because we do our own manufacturing, Checkers has the ability to customize your cable protectors in a variety of ways. We can create a customized color or we can mold your company's logo into the lid, or both.

Checkers has the capabilities to create these customized options with a reasonable turnaround time and at a reasonable price.



Custom logo can be molded into lid

CABLE PROTECTOR REFERENCE GUIDE

| | | Model No. | Maximum OD | Load Capacity (per axle) | # of Channels | Pg. | |
|--|--|---|---------------------|--------------------------|-----------------------|-----|----|
| T-CONNECTOR | Linebacker® Series Heavy Duty 5-Channel | CP5X125 | 1.35 in. (3.43 cm) | 40,300 lb. (18,280 kg) | 5 | 6 | |
| | Linebacker® Series Heavy Duty 4-Channel | CP4X125 | 1.35 in. (3.43 cm) | 40,300 lb. (18,280 kg) | 4 | 8 | |
| | Linebacker® Series Heavy Duty 3-Channel | CP3X225 | 2.25 in. (5.72 cm) | 28,420 lb. (12,892 kg) | 3 | 10 | |
| | Linebacker® Series Heavy Duty 2-Channel | CP2X325 | 3.25 in. (8.27 cm) | 21,760 lb. (9,870 kg) | 2 | 12 | |
| | Linebacker® Series General Manufacturing 4-Channel | CP4X300 | 3 in. (7.62 cm) | 20,200 lb. (9,163 kg) | 4 | 13 | |
| | Linebacker® Series General Purpose 5-Channel | CP5X125-GP | 1.3 in. (3.3 cm) | 21,000 lb. (9,526 kg) | 5 | 14 | |
| | Linebacker® Series General Purpose Drop Over/Split Top 1.25 in. Height | CP1X125 | 1.25 in. (3.18 cm) | 23,400 lb. (10,614 kg) | 1 | 16 | |
| DOG BONE CONNECTOR | Yellow Jacket® Series Heavy Duty 5-Channel | YJ5-125 | 1 in. (2.54 cm) | 32,600 lb. (14,787 kg) | 5 | 20 | |
| | Yellow Jacket® Series Heavy Duty 5-Channel ADA | YJ5-125-ADA | 1.325 in. (3.37 cm) | 21,000 lb. (9,526 kg) | 5 | 22 | |
| | Yellow Jacket® Series Heavy Duty 4-Channel | YJ4-125 | 1.25 in. (3.18 cm) | 32,600 lb. (14,787 kg) | 4 | 23 | |
| | Yellow Jacket® Series Heavy Duty 3-Channel | YJ3-225 | 2.125 in. (5.4 cm) | 28,420 lb. (12,892 kg) | 3 | 24 | |
| | Yellow Jacket® Series Heavy Duty 5-Channel - 3.75 in. Channel | YJ5-400 | 3.75 in. (9.53 cm) | 15,980 lb. (7,248 kg) | 5 | 52 | |
| | Yellow Jacket® Series Heavy Duty 1-Channel 5 in. Height | YJ1-500 | 5 in. (12.7 cm) | 18,780 lb. (8,518 kg) | 1 | 53 | |
| | Yellow Jacket® Series Extreme Crossover System 2-Channel | YJ2-400 | 3.75 in. (9.53 cm) | 800,000 lb. (362,873 kg) | 2 | 56 | |
| HOURLASS CONNECTOR | Yellow Jacket® Series Heavy Duty 5-Channel AMS System | YJ5-125-AMS | 1.25 in. (3.18 cm) | 32,600 lb. (14,787 kg) | 5 | 26 | |
| | Yellow Jacket® Series Heavy Duty 3-Channel AMS System | YJ3-225-AMS | 2.25 in. (5.72 cm) | 28,420 lb. (12,892 kg) | 3 | 27 | |
| DOG BONE CONNECTOR | Guard Dog® Series General Purpose 5-Channel | GD5X125 | 1.325 in. (3.37 cm) | 21,000 lb. (9,526 kg) | 5 | 30 | |
| | Guard Dog® Series Flat Edge General Purpose 5-Channel | GDFE5X125 | 1.325 in. (3.37 cm) | 21,000 lb. (9,526 kg) | 5 | 32 | |
| | Guard Dog® Series General Purpose 5-Channel ADA | GD5X125-ADA | 1.325 in. (3.37 cm) | 21,000 lb. (9,526 kg) | 5 | 34 | |
| | Guard Dog® Series General Purpose 3-Channel | GD3X225 | 2.25 in. (5.8 cm) | 28,420 lb. (12,892 kg) | 3 | 35 | |
| | Guard Dog® Series Low Profile 5-Channel | GD5X75-ST | 0.75 in. (1.9 cm) | 48,000 lb. (21,772 kg) | 5 | 36 | |
| | Guard Dog® Series Low Profile 5-Channel w/ ADA Ramps | GD5X75 | 0.75 in. (1.9 cm) | 68,000 lb. (30,844 kg) | 5 | 36 | |
| | Guard Dog® Series Low Profile 3-Channel | GD3X75-ST | 0.75 in. (1.9 cm) | 34,000 lb. (15,422 kg) | 3 | 36 | |
| | Guard Dog® Series Low Profile 3-Channel w/ ADA Ramps | GD3X75 | 0.75 in. (1.9 cm) | 54,000 lb. (24,492 kg) | 3 | 36 | |
| | Guard Dog® Series Low Profile 2-Channel | GD2X75-ST | 0.75 in. (1.9 cm) | 26,000 lb. (11,792 kg) | 2 | 37 | |
| | Guard Dog® Series Low Profile 2-Channel w/ ADA Ramps | GD2X75 | 0.75 in. (1.9 cm) | 46,000 lb. (20,864 kg) | 2 | 37 | |
| | Guard Dog® Series Low Profile 1-Channel | GD1X75-ST | 0.75 in. (1.9 cm) | 26,000 lb. (11,792 kg) | 1 | 37 | |
| | Guard Dog® Series Low Profile 1-Channel w/ ADA Ramps | GD1X75 | 0.75 in. (1.9 cm) | 46,000 lb. (20,864 kg) | 1 | 37 | |
| | Guard Dog® Series General Purpose Drop Over 3-Channel | GD3-DO | 1.325 in. (3.37 cm) | 21,000 lb. (9,526 kg) | 3 | 38 | |
| | Firefly® Illuminated 5-Channel | FF5X125 | 1.15 in. (2.92 cm) | 18,000 lb. (8,164 kg) | 5 | 40 | |
| | T or DOG BONE CONNECTOR | Bumble Bee® Light Duty 5-Channel with T-Connectors | BB5-125-T | 1.25 in. (3.18 cm) | 12,000 lb. (5,444 kg) | 5 | 41 |
| | | Bumble Bee® Light Duty 5-Channel with Dog Bone Connectors | BB5-125-D | 1.25 in. (3.18 cm) | 12,000 lb. (5,444 kg) | 5 | 41 |
| | GRIPPER CONNECTOR | Grip Guard® Series Lightweight 5-Channel | GG5X125 | 1.25 in. (3.18 cm) | 10,000 lb. (4,534 kg) | 5 | 44 |
| Grip Guard® Series Lightweight 3-Channel | | GG3X225 | 2.25 in. (5.72 cm) | 10,000 lb. (4,534 kg) | 3 | 45 | |
| L-CONNECTOR | FastLane® Series Lightweight 1-Channel Drop Over | FL1X1.5 | 0.50 in. (1.27 cm) | 2,100 lb. (954 kg) | 1 | 46 | |
| | FastLane® Series Lightweight 1-Channel Drop Over | FL1X4 | 1 in. (2.54 cm) | 2,100 lb. (954 kg) | 1 | 46 | |
| | FastLane® Series Lightweight 2-Channel Drop Over | FL2X1.75 | 1 in. (2.54 cm) | 2,100 lb. (954 kg) | 2 | 47 | |

CONNECTOR TYPES:



T-Shaped



Dog Bone



Hourglass®



Gripper



L-Shaped


LINEBACKER® SERIES CABLE PROTECTORS

- Checkers' most robust cable protection option
- High load bearing capacity for heavy duty equipment
- Ideal for: Oil, Gas, Mining, Military, Construction, Any Heavy Duty Application



5-CHANNEL HEAVY DUTY LINEBACKER®

5-CHANNEL HEAVY DUTY LINEBACKER® CABLE PROTECTOR with hinged lid provides a safer crossing for vehicles and pedestrian traffic while protecting valuable electrical cables and hose lines from damage in extreme weather conditions and work environments. Modular interlocking design is ideal for use in oil and gas applications, mining, military, and other industrial environments with heavy trucks and forklifts.



MODEL: CP5X125-YO

- UV-stabilized polyurethane material
- Protects cables and hoses up to 1.35 in. outside dia.
- Patented T-Connectors to extend to any length
- Patented 5-bar tread surface for maximum traction
- Reinforced hinged lid for easy cable placement
- Easy to transport, setup, disassemble and store

ACCESSORIES



45° LEFT TURN
MODEL: CPT5X125-L-YO




45° RIGHT TURN
MODEL: CPT5X125-R-YO



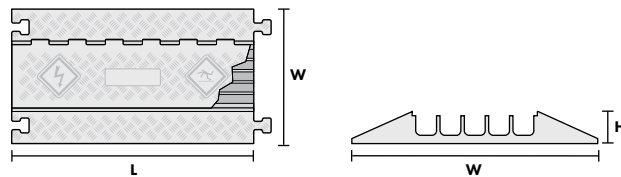
END CAPS (PAIR ONLY)
MODEL: CPEC5X125-O








SPECIFICATIONS

| | |
|---|--|
| LOAD CAPACITY <small>Max load tested at 70°F (21°C)</small> | 20,150 lb./Tire (9,140 kg) 40,300 lb./Axle (18,280 kg) |
| CHANNELS | 5 |
| MAXIMUM OD | 1.35 in. |
| CONNECTORS | T-Shaped |
| COLOR OPTIONS | YO  |

Reference page 3 for color option codes.



| Model | Description | Length | Width | Height | Channel Width | Maximum OD | Weight | Prop 65 |
|---------------|-------------------------|---|--------------------------------------|--|--|--|--------------------------------------|---|
| CP5X125-YO | 5-CH LB HD | 36 in. (91.4 cm) | 20 in. (50.8 cm) | 2.31 in. (5.72 cm) | 1.35 in. (3.43 cm) | 1.35 in. (3.43 cm) | 25 lb. (11.3 kg) |  |
| CPT5X125-L-YO | 45° Left Turn | 25 in. (63.5 cm) | 20 in. (50.8 cm) | 2.31 in. (5.72 cm) | 1.35 in. (3.43 cm) | 1.35 in. (3.43 cm) | 13 lb. (5.9 kg) |  |
| CPT5X125-R-YO | 45° Right Turn | 25 in. (63.5 cm) | 20 in. (50.8 cm) | 2.31 in. (5.72 cm) | 1.35 in. (3.43 cm) | 1.35 in. (3.43 cm) | 13 lb. (5.9 kg) |  |
| CPEC5X125-O | End Caps (Pair Only) | F: 7.5 in. (19 cm) M: 5.25 in. (13.3 cm) | 20 in. (50.8 cm) 20 in. (50.8 cm) | 2.31 in. (5.72 cm) 2.31 in. (5.72 cm) | 1.35 in. (3.43 cm) 1.35 in. (3.43 cm) | 1.35 in. (3.43 cm) 1.35 in. (3.43 cm) | 3.5 lb. (1.6 kg) 3.5 lb. (1.6 kg) |  |


 **WARNING:** Cancer and Reproductive Harm - www.P65Warnings.ca.gov. See pg 63.

ACCESSIBILITY RAMPS AND RAILS for 5-Channel Heavy Duty Linebacker®

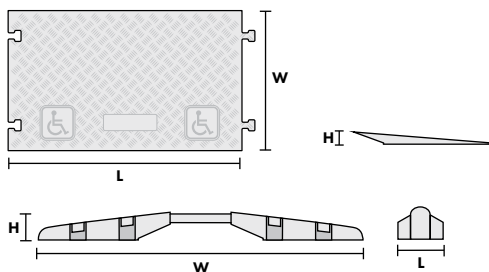
5-CHANNEL ACCESSIBILITY RAMPS AND RAILS feature a gradual slope and slip-resistant surface to ensure a safer crossing point for carts, forklifts, vehicles with small wheels and heavy trucks. In addition, each ramp and rail system is manufactured to meet ADA and DDA compliant specifications.

RAILS MODEL: CPRL-4/5
 RAMPS MODEL: CPRP-4/5

Design allows you to add ramps and rails when requirements specify while still having access to cables and cords. One person installation - no tools required.



System shown with 2 Heavy Duty CPs, 2 Pairs of Ramps and 8 Connectors.
 Ramps available only in blue and rails available only in yellow.



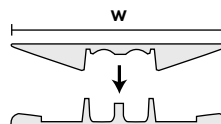
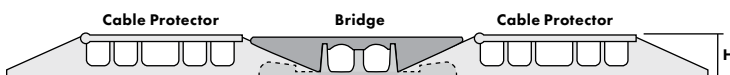

| | |
|--|-----------------------------|
| LOAD CAPACITY Max load tested at 70°F (21°C) | 20,150 lb./Tire (9,140 kg) |
| | 40,300 lb./Axle (18,280 kg) |

| Model | Description | Length | Width | Height | Weight | Prop 65 |
|--------------|-------------|----------------------------|-------------------------------|-----------------|-------------------------|---------|
| CPRP-4/5-BLU | Ramps Pair | 36 in. (91.44 cm) (single) | 21.88 in. (55.58 cm) (single) | 2 in. (5.08 cm) | 40 lb. (18.1 kg) (pair) | ⚠ |
| CPRL-4/5-Y | Rails Pair | 1.5 in. (3.18 cm) | 55.5 in. (140.97 cm) | 2 in. (5.08 cm) | 12.75 lb. (5.8 kg) | ⚠ |

⚠ **WARNING:** Cancer and Reproductive Harm - www.P65Warnings.ca.gov. See pg 63.

PROTECTOR BRIDGES for 5-Channel Heavy Duty Linebacker®

2-CHANNEL CABLE BRIDGES provide additional cable channels while creating a continuous, level, crossing surface for vehicle and pedestrian traffic. These patented, modular accessories allow users to create any number of runs simultaneously by utilizing the space between multiple parallel cable protector runs.




| | |
|--|-----------------------------|
| LOAD CAPACITY Max load tested at 70°F (21°C) | 20,150 lb./Tire (9,140 kg) |
| | 40,300 lb./Axle (18,280 kg) |

| | |
|---------------------|---|
| COLOR OPTION | ○  |
|---------------------|---|

Reference page 3 for color option codes.

The first expandable system to accommodate an unlimited number of channels!




| Model | Description | Length | Width | Height | Channel Width | Maximum OD | Weight | Prop 65 |
|---------------|--------------------------------------|-------------------|-------------------|--------------------|-------------------|-------------------|-----------------|---------|
| CL2X150-4/5-O | 2-CH Protector Bridge for 5-CH LB HD | 36 in. (91.44 cm) | 14 in. (35.56 cm) | 2.125 in. (5.3 cm) | 1.5 in. (3.81 cm) | 1.5 in. (3.81 cm) | 18 lb. (8.2 kg) | ⚠ |

⚠ **WARNING:** Cancer and Reproductive Harm - www.P65Warnings.ca.gov. See pg 63.

4-CHANNEL HEAVY DUTY LINEBACKER®

4-CHANNEL HEAVY DUTY LINEBACKER® CABLE PROTECTOR with hinged lid provides a safer crossing for vehicles and pedestrian traffic while protecting valuable electrical cables and hose lines from damage in extreme weather conditions and work environments. Modular interlocking design is ideal for use in oil and gas applications, mining, military, and other industrial environments with heavy trucks and forklifts.

- Protects cables and hoses up to 1.35 in. outside dia.
- Patented T-Connectors to extend to any length
- Reinforced hinged lid for easy cable placement
- All-weather polyurethane construction
- Patented 5-bar tread surface for maximum traction
- Easy to transport, setup, disassemble and store



MODEL: CP4X125-YO

ACCESSORIES



45° LEFT TURN
MODEL: CPT4X125-L-YO




45° RIGHT TURN
MODEL: CPT4X125-R-YO



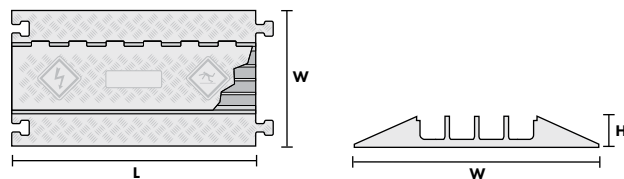
END CAPS (PAIR ONLY)
MODEL: CPEC4X125-O






SPECIFICATIONS

| | |
|---|--|
| LOAD CAPACITY <small>Max load tested at 70° F (21° C)</small> | 20,150 lb./Tire (9,140 kg) 40,300 lb./Axle (18,280 kg) |
| CHANNELS | 4 |
| MAXIMUM OD | 1.35 in. |
| CONNECTORS | T-Shaped |
| COLOR OPTIONS | YO  |

Reference page 3 for color option codes.



*NOTE: One of the channels is 1.54 in. wide (3.92 cm)

| Model | Description | Length | Width | Height | Channel Width | Maximum OD | Weight | Prop 65 |
|---------------|----------------------|---|--------------------------------------|--|--|--|--------------------------------------|---|
| CP4X125-YO | 4-CH LB HD | 36 in. (91.4 cm) | 20 in. (50.8 cm) | 2.31 in. (5.72 cm) | 1.85 in. (4.71 cm) | 1.35 in. (3.43 cm) | 26 lb. (11.8 kg) |  |
| CPT4X125-L-YO | 45° Left Turn | 25 in. (63.5 cm) | 20 in. (50.8 cm) | 2.31 in. (5.72 cm) | 1.85 in. (4.71 cm) | 1.35 in. (3.43 cm) | 13 lb. (5.9 kg) |  |
| CPT4X125-R-YO | 45° Right Turn | 25 in. (63.5 cm) | 20 in. (50.8 cm) | 2.31 in. (5.72 cm) | 1.85 in. (4.71 cm) | 1.35 in. (3.43 cm) | 13 lb. (5.9 kg) |  |
| CPEC4X125-O | End Caps (Pair Only) | F: 7.5 in. (19 cm) M: 5.25 in. (13.3 cm) | 20 in. (50.8 cm) 20 in. (50.8 cm) | 2.31 in. (5.72 cm) 2.31 in. (5.72 cm) | 1.85 in. (4.71 cm) 1.85 in. (4.71 cm) | 1.35 in. (3.43 cm) 1.35 in. (3.43 cm) | 3.5 lb. (1.6 kg) 3.5 lb. (1.6 kg) |  |

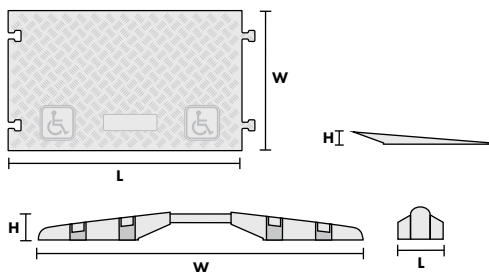
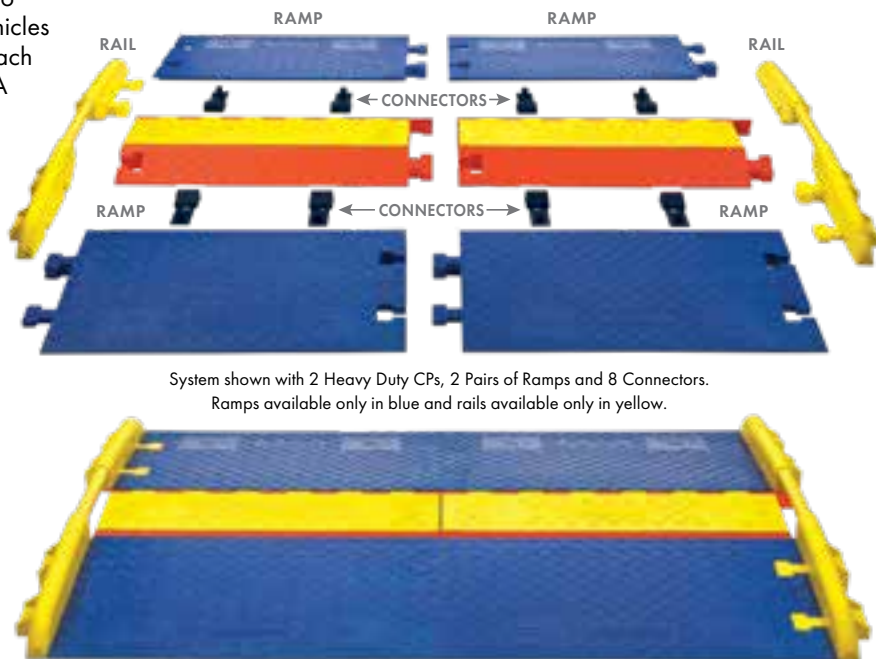
 **WARNING:** Cancer and Reproductive Harm - www.P65Warnings.ca.gov. See pg 63.

ACCESSIBILITY RAMPS AND RAILS for 4-Channel Heavy Duty Linebacker®

4-CHANNEL ACCESSIBILITY RAMPS AND RAILS feature a gradual slope and slip-resistant surface to ensure a safer crossing point for carts, forklifts, vehicles with small wheels and heavy trucks. In addition, each ramp and rail system is manufactured to meet ADA and DDA compliant specifications.

RAILS MODEL: CPRL-4/5-BLU
RAMPS MODEL: CPRP-4/5-Y

Design allows you to add ramps and rails when requirements specify while still having access to cables and cords. One person installation - no tools required.




| | |
|--|-----------------------------|
| LOAD CAPACITY Max load tested at 70°F (21°C) | 20,150 lb./Tire (9,140 kg) |
| | 40,300 lb./Axle (18,280 kg) |

| Model | Description | Length | Width | Height | Weight | Prop 65 |
|--------------|-------------|----------------------------|-------------------------------|-----------------|-------------------------|---------|
| CPRP-4/5-BLU | Ramps Pair | 36 in. (91.44 cm) (single) | 21.88 in. (55.58 cm) (single) | 2 in. (5.08 cm) | 40 lb. (18.1 kg) (pair) | ⚠ |
| CPRL-4/5-Y | Rails Pair | 1.5 in. (3.18 cm) | 55.5 in. (140.97 cm) | 2 in. (5.08 cm) | 12.75 lb. (5.8 kg) | ⚠ |


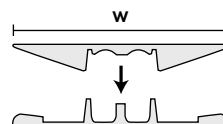
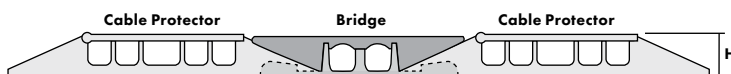
⚠ **WARNING:** Cancer and Reproductive Harm - www.P65Warnings.ca.gov. See pg 63.

PROTECTOR BRIDGES for 4-Channel Heavy Duty Linebacker®

2-CHANNEL CABLE BRIDGES provide additional cable channels while creating a continuous, level, crossing surface for vehicle and pedestrian traffic. These patented, modular accessories allow users to create any number of runs simultaneously by utilizing the space between multiple parallel cable protector runs.



MODEL:
CL2X150-4/5-O



| | |
|--|-----------------------------|
| LOAD CAPACITY Max load tested at 70°F (21°C) | 20,150 lb./Tire (9,140 kg) |
| | 40,300 lb./Axle (18,280 kg) |

| | |
|---------------------|---|
| COLOR OPTION | ○  |
|---------------------|---|

Reference page 3 for color option codes.

The first expandable system to accommodate an unlimited number of channels!


| Model | Description | Length | Width | Height | Channel Width | Maximum OD | Weight | Prop 65 |
|---------------|--------------------------------------|-------------------|-------------------|--------------------|-------------------|-------------------|-----------------|---------|
| CL2X150-4/5-O | 2-CH Protector Bridge for 5-CH LB HD | 36 in. (91.44 cm) | 14 in. (35.56 cm) | 2.125 in. (5.3 cm) | 1.5 in. (3.81 cm) | 1.5 in. (3.81 cm) | 18 lb. (8.2 kg) | ⚠ |

⚠ **WARNING:** Cancer and Reproductive Harm - www.P65Warnings.ca.gov. See pg 63.

3-CHANNEL HEAVY DUTY LINEBACKER®

3-CHANNEL HEAVY DUTY LINEBACKER® CABLE PROTECTOR with hinged lid provides a safer crossing for vehicles and pedestrian traffic while protecting valuable electrical cables and hose lines from damage in extreme weather conditions and work environments. Modular interlocking design is ideal for use in oil and gas applications, mining, military, and other industrial environments with heavy trucks and forklifts.

- Protects cables and hoses up to 2.25 in. outside dia.
- Patented T-Connectors to extend to any length
- Reinforced hinged lid for easy cable placement
- All-weather polyurethane construction
- Patented 5-bar tread surface for maximum traction
- Easy to transport, setup, disassemble and store



MODEL: CP3X225-YO

ACCESSORIES



45° LEFT TURN
MODEL: CPT3X225-L-YO




45° RIGHT TURN
MODEL: CPT3X225-R-YO



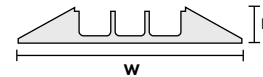
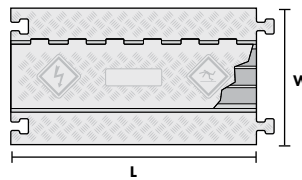
END CAPS (PAIR ONLY)
MODEL: CPEC3X225-O






SPECIFICATIONS

| | |
|--|--|
| LOAD CAPACITY Max load tested at 70°F (21°C) | 14,210 lb./Tire (6,446 kg) 28,420 lb./Axle (12,892 kg) |
| CHANNELS | 3 |
| MAXIMUM OD | 2.25 in. |
| CONNECTORS | T-Shaped |
| COLOR OPTIONS | YO  |

Reference page 3 for color option codes.



| Model | Description | Length | Width | Height | Channel Width | Maximum OD | Weight | Prop 65 |
|---------------|----------------------|---|--------------------------------------|--|--|--|----------------------------------|---|
| CP3X225-YO | 3-CH LB HD | 36 in. (91.4 cm) | 20 in. (50.8 cm) | 3.05 in. (7.75 cm) | 2.25 in. (5.72 cm) | 2.25 in. (5.72 cm) | 28 lb. (12.7 kg) |  |
| CPT3X225-L-YO | 45° Left Turn | 25 in. (63.5 cm) | 20 in. (50.8 cm) | 3.05 in. (7.75 cm) | 2.25 in. (5.72 cm) | 2.25 in. (5.72 cm) | 15 lb. (6.8 kg) |  |
| CPT3X225-R-YO | 45° Right Turn | 25 in. (63.5 cm) | 20 in. (50.8 cm) | 3.05 in. (7.75 cm) | 2.25 in. (5.72 cm) | 2.25 in. (5.72 cm) | 15 lb. (6.8 kg) |  |
| CPEC3X225-O | End Caps (Pair Only) | F: 8.25 in. (20.96 cm) M: 6 in. (15.24 cm) | 20 in. (50.8 cm) 20 in. (50.8 cm) | 3.05 in. (7.75 cm) 3.05 in. (7.75 cm) | 2.25 in. (5.72 cm) 2.25 in. (5.72 cm) | 2.25 in. (5.72 cm) 2.25 in. (5.72 cm) | 4 lb. (1.8 kg) 4 lb. (1.8 kg) |  |

 **WARNING:** Cancer and Reproductive Harm - www.P65Warnings.ca.gov. See pg 63.

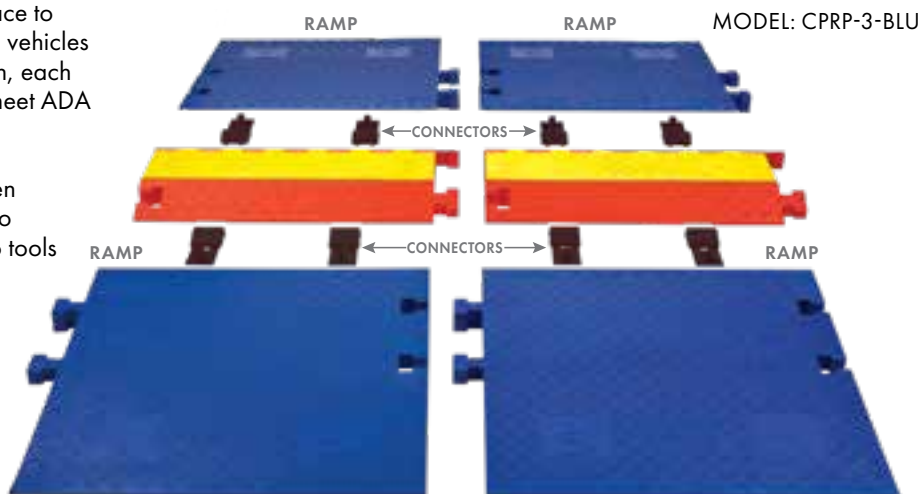


ADA/DDA
Compliant

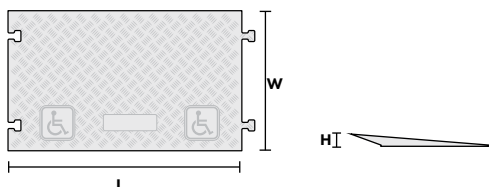
ACCESSIBILITY RAMPS AND RAILS for 3-Channel Heavy Duty Linebacker®

3-CHANNEL ACCESSIBILITY RAMPS AND RAILS feature a gradual slope and slip-resistant surface to ensure a safer crossing point for carts, forklifts, vehicles with small wheels and heavy trucks. In addition, each Linebacker® ramp system is manufactured to meet ADA and DDA compliant specifications.

Design allows you to add ramps and rails when requirements specify while still having access to cables and cords. One person installation - no tools required.



System shown with 2 Heavy Duty Linebackers®, 2 Pairs of Ramps and 8 Connectors
Ramps available only in blue.



LOAD CAPACITY

Max load tested at 70°F (21°C)

20,150 lb./Tire (9,140 kg)

40,300 lb./Axle (18,280 kg)



| Model | Length | Width | Height | Weight | Prop 65 |
|--|-------------------|----------------------|--------------------|----------------|---------|
| CPRP-3-BLU (Includes 2 ramps & 4 connectors) | 36 in. (91.44 cm) | 34.81 in. (88.42 cm) | 2.88 in. (7.32 cm) | 66 lb. (30 kg) | |

WARNING: Cancer and Reproductive Harm - www.P65Warnings.ca.gov. See pg 63.



Linebacker® in use at the Salt Lake City Olympics




Linebacker® in use at a public concert venue

2-CHANNEL HEAVY DUTY LINEBACKER®

2-CHANNEL HEAVY DUTY LINEBACKER® CABLE PROTECTOR with hinged lid is one of the largest open top cable protectors on the market. This wide channel design provides a safer crossing for vehicles and pedestrian traffic while protecting valuable electrical cables and hose lines from damage in extreme weather conditions and work environments. Modular interlocking design is ideal for use in oil and gas applications, mining, military, and other industrial environments with heavy trucks and forklifts.

- Protects cables and hoses up to 3.25 in. outside dia.
- Patented T-Connectors to extend to any length
- Reinforced hinged lid for easy cable placement
- All-weather polyurethane construction
- Patented 5-bar tread surface for maximum traction
- Easy to transport, setup, disassemble and store


MODEL: CP2X325-YO



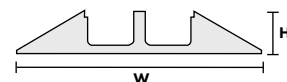
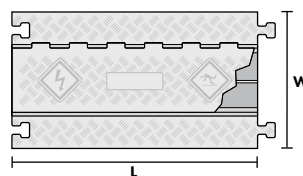
Linebacker® in use at a drilling rig




SPECIFICATIONS

| | |
|---|--|
| LOAD CAPACITY <small>Max load tested at 70°F (21°C)</small> | 10,880 lb./Tire (4,935 kg) 21,760 lb./Axle (9,870 kg) |
| CHANNELS | 2 |
| MAXIMUM OD | 3.25 in. |
| CONNECTORS | T-Shaped |
| COLOR OPTIONS | YO  |

Reference page 3 for color option codes.



| Model | Description | Length | Width | Height | Channel Width | Maximum OD | Weight | Prop 65 |
|------------|-------------|------------------|-------------------|---------------------|--------------------|--------------------|------------------|---|
| CP2X325-YO | 2-CH HD LB | 36 in. (91.4 cm) | 22 in. (55.88 cm) | 4.13 in. (10.16 cm) | 3.25 in. (8.26 cm) | 3.25 in. (8.26 cm) | 33 lb. (15.0 kg) |  |


 **WARNING:** Cancer and Reproductive Harm - www.P65Warnings.ca.gov. See pg 63.

4-CHANNEL GENERAL MANUFACTURING LINEBACKER®

4-CHANNEL GENERAL MANUFACTURING LINEBACKER® CABLE PROTECTOR with hinged lid protects valuable electrical cables and hose lines from damage while providing a safer crossing in high volume traffic areas. Modular interlocking design is ideal for use in industrial manufacturing facilities and heavy equipment areas.

MODEL: CP4X300-YO

- Protects cables and hoses up to 3 in. outside dia.
- Designed for manufacturing facilities
- Patented T-Connectors to extend to any length
- Thick lid and base allow for high volume of traffic
- Reinforced hinged lid for easy cable placement
- Modular interlocking design




ACCESSORIES



45° "Y" CONNECTOR
MODEL: CPY4X300-YO




90° 4-WAY CROSS
MODEL: CPCR4X300-YO

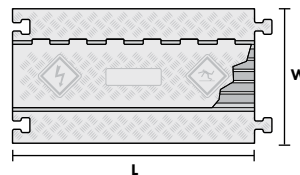






END CAPS (PAIR ONLY)
MODEL: CPEC4X300-O


SPECIFICATIONS

| | |
|--|--|
| LOAD CAPACITY Max load tested at 70°F (21°C) | 10,100 lb./Tire (4,581 kg) 20,200 lb./Axle (9,163 kg) |
| CHANNELS | 4 |
| MAXIMUM OD | 3 in. |
| CONNECTORS | T-Shaped |
| COLOR OPTIONS | YO  |

Reference page 3 for color option codes.



| Model | Description | Length | Width | Height | Channel Width | Maximum OD | Weight | Prop 65 |
|--------------|----------------------|--|--|--|------------------------------------|------------------------------------|---------------------------------------|---|
| CP4X300-YO | 4-CH Gen. Manf. LB | 36 in. (91.4 cm) | 23.875 in. (60.64 cm) | 3.875 in. (9.84 cm) | 3 in. (7.62 cm) | 3 in. (7.62 cm) | 42.2 lb. (19.1 kg) |  |
| CPY4X300-YO | 45° Y Connector | 24 in. (60.96 cm) | 24 in. (60.96 cm) | 3.875 in. (9.84 cm) | 3 in. (7.62 cm) | 3 in. (7.62 cm) | 31.85 lb. (14.4 kg) |  |
| CPCR4X300-YO | 90° 4-Way Cross | 25.5 in. (64.77 cm) | 24 in. (60.96 cm) | 4 in. (10.16 cm) | 3 in. (7.62 cm) | 3 in. (7.62 cm) | 38.05 lb. (17.3 kg) |  |
| CPEC4X300-O | End Caps (Pair Only) | F: 6.75 in. (17.15 cm) M: 6.75 in. (17.15 cm) | 23.875 in. (60.64 cm) 23.875 in. (60.64 cm) | 3.5 in. (8.89 cm) 3.5 in. (8.89 cm) | 3 in. (7.62 cm) 3 in. (7.62 cm) | 3 in. (7.62 cm) 3 in. (7.62 cm) | 6.3 lb. (2.9 kg) 9.45 lb. (4.3 kg) |  |

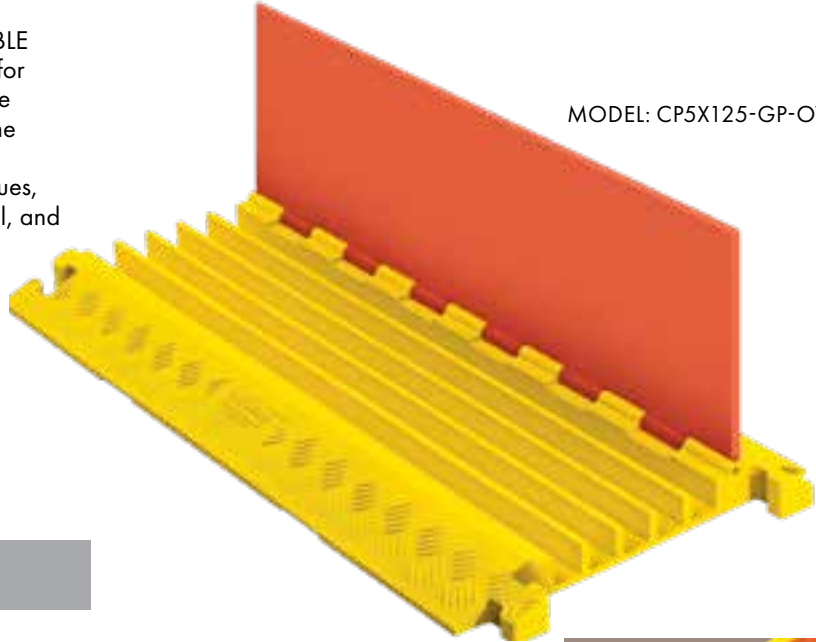
 **WARNING:** Cancer and Reproductive Harm - www.P65Warnings.ca.gov. See pg 63.

5-CHANNEL GENERAL PURPOSE LINEBACKER®

5-CHANNEL GENERAL PURPOSE LINEBACKER® CABLE PROTECTOR with hinged lid provides a safer crossing for vehicles and pedestrian traffic while protecting valuable electrical cables and hose lines from damage in extreme weather conditions and work environments. Modular interlocking design is ideal for use in entertainment venues, sporting events, and most public, commercial, industrial, and utility applications.

MODEL: CP5X125-GP-OY

- Protects cables and hoses up to 1.3 in. outside dia.
- Patented T-Connectors to extend to any length
- Reinforced hinged lid for easy cable placement
- All-weather polyurethane construction
- Patented 5-bar tread surface for maximum traction
- Easy to transport, setup, disassemble and store




ACCESSORIES




45° RIGHT TURN
MODEL: CPY5X125-GP-OY
(SPLIT OR JOIN CABLE RUNS)



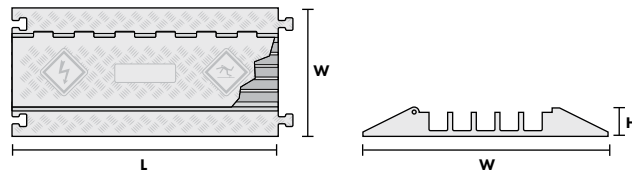
END CAPS (PAIR ONLY)
MODEL: CPEC5X125-GP-O







SPECIFICATIONS

| | |
|---|--|
| LOAD CAPACITY Max. load tested at 70°F (21°C) | 10,500 lb./Tire (4,763 kg) 21,000 lb./Axle (9,526 kg) |
| CHANNELS | 5 |
| MAXIMUM OD | 1.3 in. |
| CONNECTORS | T-Shaped |
| COLOR OPTIONS | OY  |

Reference page 3 for color option codes.



| Model | Description | Length | Width | Height | Channel Width | Maximum OD | Weight | Prop 65 |
|-----------------|-------------------------|------------------------|----------------------|-------------------|------------------|------------------|------------------|---|
| CP5X125-GP-OY | 5-CH GP LB | 36 in. (91.44 cm) | 17.25 in. (43.82 cm) | 1.95 in. (5.0 cm) | 1.3 in. (3.3 cm) | 1.3 in. (3.3 cm) | 22 lb. (10 kg) |  |
| CPEC5X125-GP-OY | 45° Right Turn | 19.75 in. (50.17 cm) | 17.25 in. (43.82 cm) | 1.95 in. (5.0 cm) | 1.3 in. (3.3 cm) | 1.3 in. (3.3 cm) | 9.4 lb. (4.3 kg) |  |
| CPEC5X125-GP-O | End Caps (Pair Only) | F: 4.75 in. (12.07 cm) | 17.25 in. (43.82 cm) | 1.95 in. (5.0 cm) | 1.3 in. (3.3 cm) | 1.3 in. (3.3 cm) | 2.7 lb. (1.2 kg) |  |
| | | M: 4.75 in. (12.07 cm) | 17.25 in. (43.82 cm) | 1.95 in. (5.0 cm) | 1.3 in. (3.3 cm) | 1.3 in. (3.3 cm) | 2.7 lb. (1.2 kg) | |

 **WARNING:** Cancer and Reproductive Harm - www.P65Warnings.ca.gov. See pg 63.



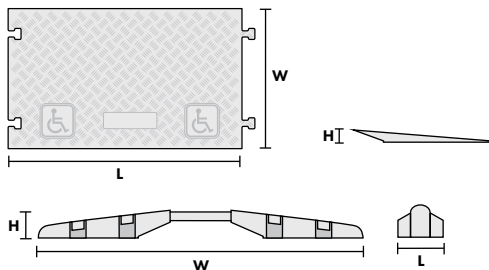
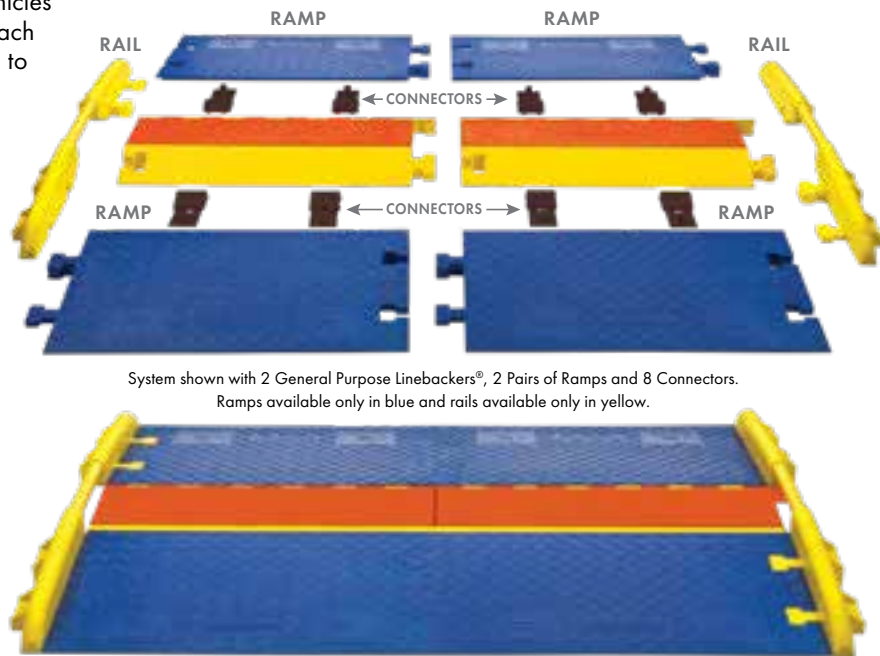
ADA/DDA
Compliant

ACCESSIBILITY RAMPS AND RAILS for 5-Channel General Purpose Linebacker®

5-CHANNEL ACCESSIBILITY RAMPS AND RAILS feature a gradual slope and slip-resistant surface to ensure a safer crossing point for carts, forklifts, vehicles with small wheels and heavy trucks. In addition, each Linebacker® ramp and rail system is manufactured to meet ADA and DDA compliant specifications.

Design allows you to add ramps and rails when requirements specify while still having access to cables and cords. One person installation - no tools required.

RAILS MODEL: CPRL-5GP-BLU
RAMPS MODEL: CPRP-5GP-Y



| | |
|--------------------------------|-----------------------------|
| LOAD CAPACITY | 20,150 lb./Tire (9,140 kg) |
| Max load tested at 70°F (21°C) | 40,300 lb./Axle (18,280 kg) |

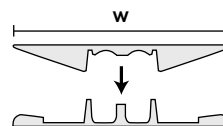
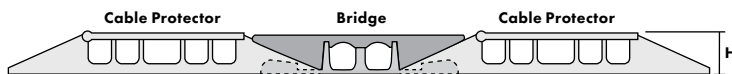


| Model | Description | Length | Width | Height | Weight | Prop 65 |
|--------------|-------------|----------------------------|-------------------------------|-----------------|-------------------------|---------|
| CPRP-5GP-BLU | Ramps Pair | 36 in. (91.44 cm) (single) | 21.88 in. (55.58 cm) (single) | 2 in. (5.08 cm) | 40 lb. (18.1 kg) (pair) | ⚠ |
| CPRL-5GP-Y | Rails Pair | 1.5 in. (3.81 cm) | 54 in. (137.16 cm) | 2 in. (5.08 cm) | 12.7 lb. (5.8 kg) | ⚠ |

⚠ **WARNING:** Cancer and Reproductive Harm - www.P65Warnings.ca.gov. See pg 63.

PROTECTOR BRIDGES for 5-Channel General Purpose Linebacker®

MODEL:
CL2X150-4/5-O

2-CHANNEL CABLE BRIDGES provide additional cable channels while creating a continuous, level, crossing surface for vehicle and pedestrian traffic. These modular accessories allow users to create any number of runs simultaneously by utilizing the space between multiple parallel cable protector runs.



| | |
|--------------------------------|-----------------------------|
| LOAD CAPACITY | 20,150 lb./Tire (9,140 kg) |
| Max load tested at 70°F (21°C) | 40,300 lb./Axle (18,280 kg) |

| | |
|---------------------|--------------------------------------|
| COLOR OPTION | ○ ■ |
|---------------------|--------------------------------------|

Reference page 3 for color option codes.

The first expandable system to accommodate an unlimited number of channels!


| Model | Description | Length | Width | Height | Channel Width | Maximum OD | Weight | Prop 65 |
|--------------|--------------------------------------|-------------------|--------------------|---------------------|-------------------|-------------------|-----------------|---------|
| CL2X150-GP-O | 2-CH Protector Bridge for 5-CH GP LB | 36 in. (91.44 cm) | 12.5 in. (21.6 cm) | 1.875 in. (4.76 cm) | 1.5 in. (3.81 cm) | 1.5 in. (3.81 cm) | 14 lb. (6.4 kg) | ⚠ |

⚠ **WARNING:** Cancer and Reproductive Harm - www.P65Warnings.ca.gov. See pg 63.


1-CHANNEL GENERAL PURPOSE LINEBACKER®

1-CHANNEL DROP OVER GENERAL PURPOSE LINEBACKER® offers a quick solution to protect minimal runs of cable and hose lines. These models provide solutions for heavy duty, high load bearing operations as well as lighter duty, general purpose needs.

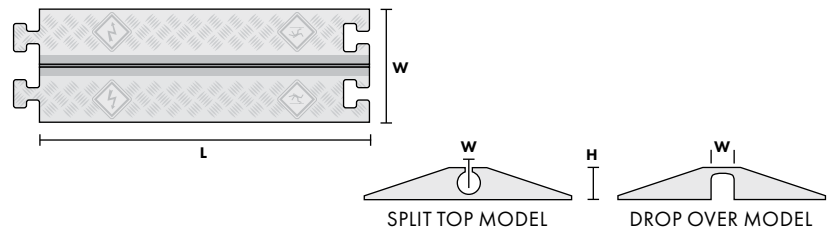
- Protects cables and hoses up to 2.25 in. outside dia.
- Patented T-Connectors to extend to any length
- Drop Over or Split Top models available
- All-weather polyurethane construction
- Modular interlocking design is lightweight and easy to transport, setup, disassemble and store





1.25 INCH SINGLE CHANNEL SPECIFICATIONS


| | |
|--|---|
| LOAD CAPACITY Max load tested at 70°F (21°C) | 11,700 lb./Tire (5,307 kg) 23,400 lb./Axle (10,614 kg) |
| CHANNELS | 1 |
| MAXIMUM OD | 1.25 in. |
| CONNECTORS | T-Shaped |
| COLOR OPTIONS | O / Y / B  |

Reference page 3 for color option codes.




| Model | Description | Length | Width | Height | Maximum OD | Weight | Prop 65 |
|----------------|-------------------------------|-------------------|---------------------|-------------------|--------------------|-----------------|---|
| CP1X125-GP* | 1.25 in. 1-CH GP Split Top CP | 36 in. (91.44 cm) | 11.5 in. (29.21 cm) | 1.6 in. (4.06 cm) | 1.25 in. (3.18 cm) | 13 lb. (5.9 kg) |  |
| CP1X125-GP-DO* | 1.25 in. 1-CH GP Drop Over CP | 36 in. (91.44 cm) | 11.5 in. (29.21 cm) | 1.6 in. (4.06 cm) | 1.25 in. (3.18 cm) | 13 lb. (5.9 kg) |  |

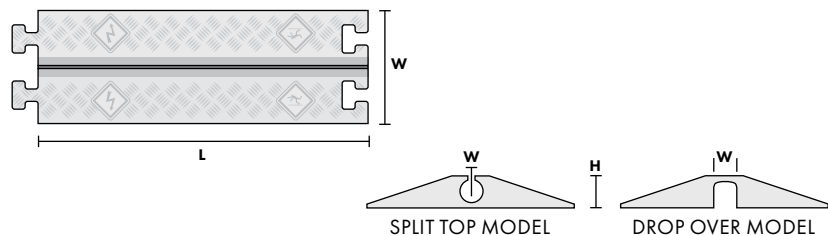
*Specify color option after model number



 **WARNING:** Cancer and Reproductive Harm - www.P65Warnings.ca.gov. See pg 63.

2.25 INCH SINGLE CHANNEL SPECIFICATIONS


| | |
|--|---|
| LOAD CAPACITY Max load tested at 70°F (21°C) | 8,500 lb./Tire (3,856 kg) 17,000 lb./Axle (7,712 kg) |
| CHANNELS | 1 |
| MAXIMUM OD | 2.25 in. |
| CONNECTORS | T-Shaped |
| COLOR OPTIONS | O / Y / B  |


Reference page 3 for color option codes.



| Model | Description | Length | Width | Height | Maximum OD | Weight | Prop 65 |
|----------------|-------------------------------|-------------------|----------------------|-----------------|--------------------|------------------|---|
| CP1X225-GP* | 2.25 in. 1-CH GP Split Top CP | 36 in. (91.44 cm) | 14.25 in. (36.19 cm) | 3 in. (7.62 cm) | 2.25 in. (5.72 cm) | 24 lb. (10.9 kg) |  |
| CP1X225-GP-DO* | 2.25 in. 1-CH GP Drop Over CP | 36 in. (91.44 cm) | 14.25 in. (36.19 cm) | 3 in. (7.62 cm) | 2.25 in. (5.72 cm) | 24 lb. (10.9 kg) |  |

*Specify color option after model number

 **WARNING:** Cancer and Reproductive Harm - www.P65Warnings.ca.gov. See pg 63.





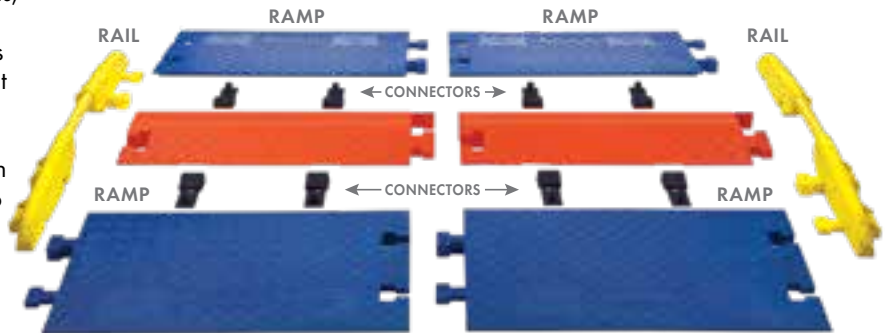
ADA/DDA
Compliant

ACCESSIBILITY RAMPS AND RAILS for 1-Channel General Purpose Linebacker®

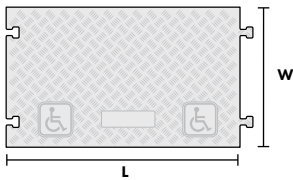
1-CHANNEL ACCESSIBILITY RAMPS AND RAILS feature a gradual slope and slip-resistant surface in order to ensure a safer crossing point for carts, forklifts, vehicles with small wheels and heavy trucks. In addition, each ramp and rail system is manufactured to meet ADA and DDA compliant specifications.

Design allows you to add ramps and rails when requirements specify while still having access to cables and cords. One person installation, no tools required.

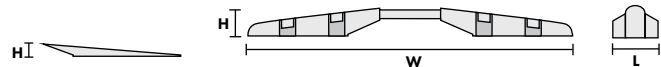
RAILS MODEL: CPRL-1X125-Y
RAMPS MODEL: CPRP-1X125-BLU & CPRP-1X225-BLU



System shown with two 1-Channel General Purpose Open Top Cable Protectors, 2 pairs of ramps, 8 connectors and 2 rails. Ramps available only in blue and rails available only in yellow.



LOAD CAPACITY
Max load tested at 70°F (21°C)
20,150 lb./Tire (9,140 kg)
40,300 lb./Axle (18,280 kg)



| Model | Description | Length | Width | Height | Weight | Prop 65 |
|----------------|--|----------------------------|-------------------------------|--------------------|-------------------------|---------|
| CPRP-1X125-BLU | Ramps Pair (for 1 Channel 1.25 in. max OD) | 36 in. (91.44 cm) (single) | 21.88 in. (55.58 cm) (single) | 2 in. (5.08 cm) | 40 lb. (18.1 kg) (pair) | ⚠ |
| CPRL-1X125-Y | Rails Pair | 1.5 in. (3.81 cm) | 47 in. (119.38 cm) | 2 in. (5.08 cm) | 12.7 lb. (5.8 kg) | ⚠ |
| CPRP-1X225-BLU | Ramps Pair (for 1 Channel 2.25 in. max OD) | 36 in. (91.44 cm) (single) | 34.81 in. (88.42 cm) (single) | 2.88 in. (7.32 cm) | 66 lb. (30 kg) (pair) | ⚠ |

⚠ WARNING: Cancer and Reproductive Harm - www.P65Warnings.ca.gov. See pg 63.



CABLE PROTECTORS IN ACTION



FastLane® Drop Overs in use at a festival



Linebacker® in use on a construction site

THE WORD IS OUT

"Checkers Cable Protectors have greatly improved the safety and accessibility of our carnival midway and are one of the greatest improvements to hit our midway in years."

- Gehrie Aten, President,
Bill Hames Shows, Inc.



Yellow Jackets® in use at a community event

YELLOW JACKET® SERIES CABLE PROTECTORS


- Introduced over 30 years ago, the “original” cable protector
- Recommended for applications with heavy volume vehicle traffic
- Ideal for: Entertainment, Manufacturing, Material Handling



5-CHANNEL HEAVY DUTY YELLOW JACKET®

5-CHANNEL HEAVY DUTY YELLOW JACKET® CABLE PROTECTOR with hinged lid provides a safer crossing in high volume traffic areas while protecting valuable electrical cables and hose lines from damage. Modular interlocking design is ideal for use in industrial, commercial, and public applications.

MODEL: YJ5-125-YB



- Protects cables and hoses up to 1.25 in. outside dia.
- The “original” cable protector
- Dog Bone Connectors to extend to any desired length
- Thick lid and base allow for high volume of traffic
- Hinged lid for easy cable placement
- Modular interlocking design

ACCESSORIES



45° LEFT TURN
MODEL: YJ5TL-125-YB



45° RIGHT TURN
MODEL: YJ5TR-125-YB




END CAPS (PAIR ONLY)
MODEL: YJ5EB-125-Y

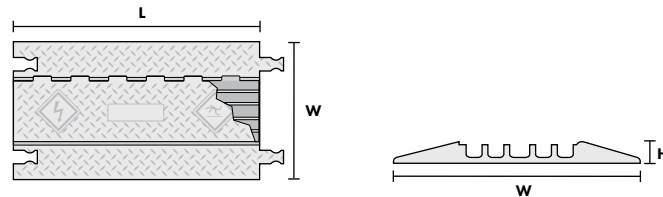


90° 4-WAY CROSS
MODEL: YJ5X-125-YB
(SPLIT OR JOIN CABLE RUNS)






SPECIFICATIONS

| | |
|--|--|
| LOAD CAPACITY Max load tested at 70°F (21°C) | 16,300 lb./Tire (7,393 kg) 32,600 lb./Axle (14,787 kg) |
| CHANNELS | 5 |
| MAXIMUM OD | 1.25 in. |
| CONNECTORS | Dog Bone |
| COLOR OPTIONS | YB  |

Reference page 3 for color option codes.



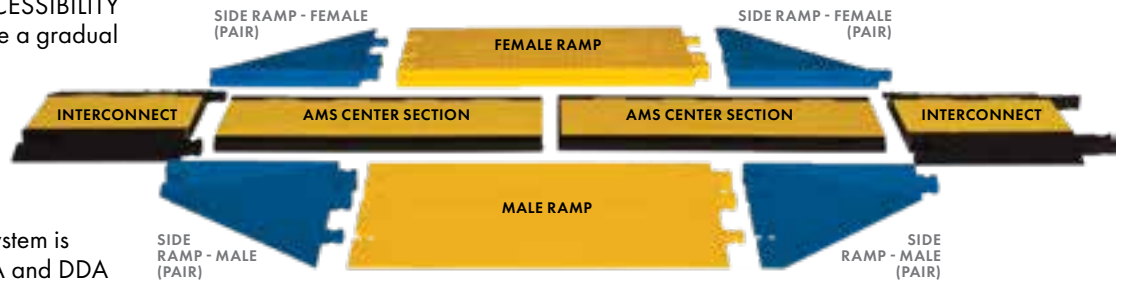
*NOTE: Center channel width is 1.65 in. (4.19 cm)

| Model | Description | Length | Width | Height | Channel Width | Maximum OD | Weight | Prop 65 |
|--------------|-------------------------|---|--|--|--|--|--|---|
| YJ5-125-YB | 5-CH HD YJ CP | 36 in. (91.4 cm) | 19.75 in. (50.2 cm) | 1.875 in. (4.76 cm) | 1.375 in. (3.49 cm) | 1.25 in. (3.17 cm) | 28.2 lb. (12.8 kg) |  |
| YJ5TL-125-YB | 45° Left Turn | 24 in. (61 cm) | 19.75 in. (50.2 cm) | 1.875 in. (4.76 cm) | 1.25 in. (3.18 cm) | 1.325 in. (3.37 cm) | 14.2 lb. (6.4 kg) |  |
| YJ5TR-125-YB | 45° Right Turn | 24 in. (61 cm) | 19.75 in. (50.2 cm) | 1.875 in. (4.76 cm) | 1.25 in. (3.18 cm) | 1.325 in. (3.37 cm) | 14.2 lb. (6.4 kg) |  |
| YJ5EB-125-Y | End Caps (Pair Only) | F: 7.375 in. (18.7 cm) M: 4.25 in. (10.8 cm) | 19.75 in. (50.2 cm) 19.75 in. (50.2 cm) | 1.875 in. (4.76 cm) 1.875 in. (4.76 cm) | 1.25 in. (3.18 cm) 1.25 in. (3.18 cm) | 1.125 in. (2.86 cm) 1.125 in. (2.86 cm) | 4.05 lb. (1.8 kg) 3.45 lb. (1.6 kg) |  |
| YJ5X-125-YB | 90° 4-Way Cross | W= 28.5 in. (72.4 cm) W2= 24.5 in. (62.2 cm) | 19.75 in. (50.2 cm) | 1.875 in. (4.76 cm) | 1.339 in. (3.4 cm) | 1.325 in. (3.37 cm) | 23.1 lb. (10.5 kg) |  |

 **WARNING:** Cancer and Reproductive Harm - www.P65Warnings.ca.gov. See pg 63.

AMS® ACCESSIBILITY RAMPS AND RAILS for 5-Channel Heavy Duty Yellow Jacket®

5-CHANNEL AMS® (ADVANCED MODULAR SYSTEM) ACCESSIBILITY RAMPS AND RAILS feature a gradual slope and slip-resistant surface to ensure a safer crossing point for carts, forklifts, vehicles with small wheels and heavy trucks. In addition, each Accessibility Ramp system is manufactured to meet ADA and DDA compliant specifications. One person installation - no tools required.



NOTE: Interconnects can connect to Guard Dog or Yellow Jacket 5-Channel

| | |
|--|-----------------------------|
| LOAD CAPACITY Max load tested at 70°F (21°C) | 16,300 lb./Tire (7,393 kg) |
| | 32,600 lb./Axle (14,787 kg) |

| Model | Description | Length | Width | Height | Weight | Prop 65 |
|--------------------|--|----------------------|----------------------|---------------------|--|---------|
| WSA-125-RFAH-Y | Female Ramp | 36 in. (91.44 cm) | 20.38 in. (51.75 cm) | 1.875 in. (4.76 cm) | 26 lb. (11.8 kg) | ⚠ |
| WSA-125-RMAH-Y | Male Ramp | 36 in. (91.44 cm) | 20 in. (50.8 cm) | 1.875 in. (4.76 cm) | 24.85 lb. (11.3 kg) | ⚠ |
| WSA-125-BFF-BLU | Side Ramps - Female Pair | 17.75 in. (45.09 cm) | 20.5 in. (52.07 cm) | 1.875 in. (4.76 cm) | 16.8 lb. (7.6 kg) | ⚠ |
| WSA-125-BFM-BLU | Side Ramps - Male Pair | 17.75 in. (45.09 cm) | 20.5 in. (52.07 cm) | 1.875 in. (4.76 cm) | 18.9 lb. (8.6 kg) | ⚠ |
| YJ5-125-AMS-CTR-YB | AMS® Center Section | 36 in. (91.44 cm) | 11.75 in. (29.85 cm) | 1.875 in. (4.76 cm) | 16.7 lb. (7.6 kg) | ⚠ |
| YJ5I-125-YB | Interconnect (Interconnects can connect to Guard Dog® or Yellow Jacket® 5-Channel) | 17.88 in. (45.4 cm) | 19.75 in. (50.17 cm) | 1.875 in. (4.76 cm) | M: 16 lb. (7.3 kg) F: 15.6 lb. (7.1 kg) | ⚠ |

⚠ **WARNING:** Cancer and Reproductive Harm - www.P65Warnings.ca.gov. See pg 63.

AMS® ACCESSIBILITY RAMPS KITS for 5-Channel Heavy Duty Yellow Jacket®


AMS® KIT 1 INCLUDES:

- 2 Yellow Ramps
- 4 Blue Side Ramps
- 2 AMS Center Sections
- 2 Interconnects*



AMS® KIT 2 INCLUDES:

- 2 Yellow Ramps
- 4 Blue Side Ramps
- 2 AMS® Center Sections



AMS® KIT 3 INCLUDES:

- 2 Yellow Ramps
- 1 AMS® Center Section

| | |
|--|-----------------------------|
| LOAD CAPACITY Max load tested at 70°F (21°C) | 16,300 lb./Tire (7,393 kg) |
| | 32,600 lb./Axle (14,787 kg) |

*NOTE: Interconnects are required to connect to Guard Dog or Yellow Jacket 5-Channel

| Model | Connector | Length | Width | Height | Weight | Prop 65 |
|-----------------|----------------------|-----------------------|----------------------|---------------------|---------------------|---------|
| WSA-125-KIT1-HS | Dog Bone Connector | 111.13 in. (228.3 cm) | 51.25 in. (130.2 cm) | 1.875 in. (4.76 cm) | 151.5 lb. (68.7 kg) | ⚠ |
| WSA-125-KIT2-HS | Hourglass® Connector | 75.38 in. (191.5 cm) | 51.25 in. (130.2 cm) | 1.875 in. (4.76 cm) | 101 lb. (45.8 kg) | ⚠ |
| WSA-125-KIT3-HS | Hourglass® Connector | 36 in. (91.44 cm) | 51.25 in. (130.2 cm) | 1.875 in. (4.76 cm) | 67.5 lb. (30.6 kg) | ⚠ |


⚠ **WARNING:** Cancer and Reproductive Harm - www.P65Warnings.ca.gov. See pg 63.

5-CHANNEL HEAVY DUTY ADA/DDA YELLOW JACKET®

5-CHANNEL HEAVY DUTY ADA/DDA YELLOW JACKET® CABLE PROTECTOR has built-in ADA accessibility ramps to provide a safer crossing for vehicle and pedestrian traffic while protecting valuable electrical cables and hose lines. Because the ramps are built-in, there is no need for separate connectors.

MODEL: YJ5-125-ADA-YBLU

Another unique feature of this product is that it interconnects directly to a 5-channel standard ramp Yellow Jacket cable protector. This modular interlocking design is available in lightweight 18 in. sections and it includes a recessed carrying handle on the underside of the protector. Ideal for use in amusement parks, entertainment venues, sporting events, and most public, commercial, industrial, construction, and utility applications.






- Protects cables and hoses up to 1.325 in. outside dia.
- ADA/DDA accessibility ramps built in
- Interconnects directly to a Standard Ramp 5-Channel
- Yellow Jacket Cable Protector
- Dog Bone Connectors to extend to any desired length
- Reinforced hinged lid for easy cable placement

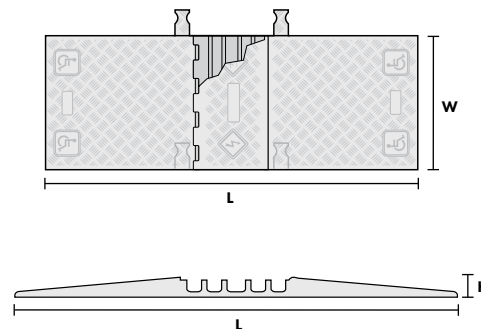


Yellow Jackets® with ADA Accessibility Ramps in use in an amusement park


SPECIFICATIONS

| | |
|---|--|
| LOAD CAPACITY <small>Max load tested at 70°F (21°C)</small> | 10,500 lb./Tire (4,763 kg) 21,000 lb./Axle (9,526 kg) |
| CHANNELS | 5 |
| MAXIMUM OD | 1.325 in. |
| CONNECTORS | Dog Bone |
| COLOR OPTIONS | YBLU  YB  BB  |


Reference page 3 for color option codes.



*NOTE: Center channel width is 1.6 in. (4.06 cm)

| Model | Description | Length | Width | Height | Channel Width | Maximum OD | Weight | Prop 65 |
|--------------|----------------|------------------|---------------------|---------------------|--------------------|---------------------|-----------------|---|
| YJ5-125-ADA* | 5-CH HD ADA YJ | 18 in. (45.7 cm) | 50.0 in. (127.0 cm) | 1.875 in. (4.76 cm) | 1.339 in. (3.4 cm) | 1.325 in. (3.37 cm) | 21 lb. (9.6 kg) |  |


*Specify color option after model number

 **WARNING:** Cancer and Reproductive Harm - www.P65Warnings.ca.gov. See pg 63.

4-CHANNEL HEAVY DUTY YELLOW JACKET®

4-CHANNEL HEAVY DUTY YELLOW JACKET® CABLE PROTECTOR with hinged lid provides a safer crossing in high volume traffic areas while protecting valuable electrical cables and hose lines from damage. Modular interlocking design is ideal for use in industrial, commercial, and public applications.

MODEL: YJ4-125-YB



- Protects cables and hoses up to 1.25 in. outside dia.
- The “original” cable protector
- Dog Bone Connectors to extend to any desired length
- Thick lid and base allow for high volume of traffic
- Hinged lid for easy cable placement
- Modular interlocking design

ACCESSORIES




END CAPS (PAIR ONLY)
MODEL: YJ4EB-12-Y

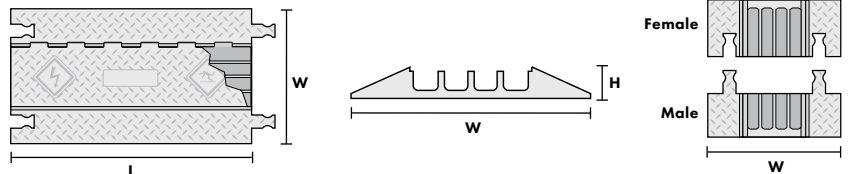




Yellow Jackets® in use at a community event


SPECIFICATIONS

| | |
|---|--|
| LOAD CAPACITY <small>Max load tested at 70°F (21°C)</small> | 16,300 lb./Tire (7,393 kg) 32,600 lb./Axle (14,787 kg) |
| CHANNELS | 4 |
| MAXIMUM OD | 1.25 in. |
| CONNECTORS | Dog Bone |
| COLOR OPTIONS | YB  |

Reference page 3 for color option codes.



| Model | Description | Length | Width | Height | Channel Width | Maximum OD | Weight | Prop 65 |
|-------------|-------------------------|---|--|------------------------------------|--|--|------------------------------------|---|
| YJ4-125-YB | 4-CH HD YJ CP | 36 in. (91.4 cm) | 17.5 in. (44.45 cm) | 2 in. (5.08 cm) | 1.25 in. (3.18 cm) | 1.25 in. (3.18 cm) | 23.5 lb. (10.7 kg) |  |
| YJ4EB-125-Y | End Caps (Pair Only) | F: 7.25 in. (18.42 cm) M: 4.25 in. (10.8 cm) | 17.625 in. (44.77 cm) 17.625 in. (44.77 cm) | 2 in. (5.08 cm) 2 in. (5.08 cm) | 1.25 in. (3.18 cm) 1.25 in. (3.18 cm) | 1.25 in. (3.18 cm) 1.25 in. (3.18 cm) | 3.8 lb. (1.7 kg) 3 lb. (1.4 kg) |  |

 **WARNING:** Cancer and Reproductive Harm - www.P65Warnings.ca.gov. See pg 63.

3-CHANNEL HEAVY DUTY YELLOW JACKET®

3-CHANNEL HEAVY DUTY YELLOW JACKET® CABLE PROTECTORS are available with either standard or wide ramps. The wide ramp models have longer ramps that make it easier for vehicles to cross over.

Both of these models have a hinged lid and they provide a safer crossing in high volume traffic areas while protecting valuable electrical cables and hose lines from damage. Modular interlocking design is ideal for use in industrial, commercial, and public applications.



MODEL: YJ3-225-YB

- Protects cables and hoses up to 2.125 in. outside dia.
- The "original" cable protector
- Available with Standard or Wide ramps
- Dog Bone Connectors to extend to any desired length
- Thick lid and base allow for high volume of traffic
- Modular interlocking design

ACCESSORIES



45° LEFT TURN
MODEL: YJ3TL-225-YB




45° RIGHT TURN
MODEL: YJ3TR-225-YB

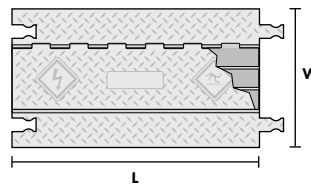


END CAPS (PAIR ONLY)
MODEL: YJ3EB-225-Y

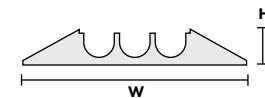
SPECIFICATIONS

| | |
|---|--|
| LOAD CAPACITY <small>Max load tested at 70°F (21°C)</small> | 14,210 lb./Tire (6,446 kg) 28,420 lb./Axle (12,892 kg) |
| CHANNELS | 3 |
| MAXIMUM OD | 2.125 in. |
| CONNECTORS | Dog Bone |
| COLOR OPTIONS | YB  |

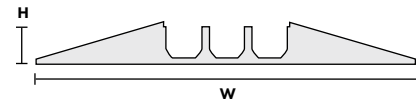
Reference page 3 for color option codes.









End View - Standard Model



End View - Wide Model



| Model | Description | Length | Width | Height | Channel Width | Maximum OD | Weight | Prop 65 |
|--------------|----------------------------|---|--|------------------------------------|--|--|--------------------------------------|---|
| YJ3-225-YB | 3-CH HD YJ CP | 36 in. (91.4 cm) | 18.5 in. (50.8 cm) | 2.875 in. (7.3 cm) | 2.125 in. (5.4 cm) | 2.125 in. (5.4 cm) | 34.15 lb. (15.5 kg) |  |
| YJ3-225W-YB | 3-CH HD YJ CP Wide Ramp | 34.75 in. (88.3 cm) | 26.75 in. (67.9 cm) | 3.25 in. (8.3 cm) | 2.125 in. (5.4 cm) | 2.125 in. (5.4 cm) | 62.9 lb. (28.5 kg) |  |
| YJ3TL-225-YB | 45° Left Turn | 23.5 in. (59.69 cm) | 18.75 in. (47.63 cm) | 2.875 in. (7.3 cm) | 2.125 in. (5.4 cm) | 2.125 in. (5.4 cm) | 19 lb. (8.6 kg) |  |
| YJ3TR-225-YB | 45° Right Turn | 23.5 in. (59.69 cm) | 18.75 in. (47.63 cm) | 2.875 in. (7.3 cm) | 2.125 in. (5.4 cm) | 2.125 in. (5.4 cm) | 18.8 lb. (8.5 kg) |  |
| YJ3EB-225-Y | End Caps (Pair Only) | F: 8.25 in. (20.96 cm) M: 8.375 in. (21.27 cm) | 18.625 in. (50.17 cm) 18.625 in. (50.17 cm) | 3 in. (7.62 cm) 3 in. (7.62 cm) | 2.125 in. (5.4 cm) 2.125 in. (5.4 cm) | 2.125 in. (5.4 cm) 2.125 in. (5.4 cm) | 6.2 lb. (2.8 kg) 8.2 lb. (3.7 kg) |  |

 **WARNING:** Cancer and Reproductive Harm - www.P65Warnings.ca.gov. See pg 63.

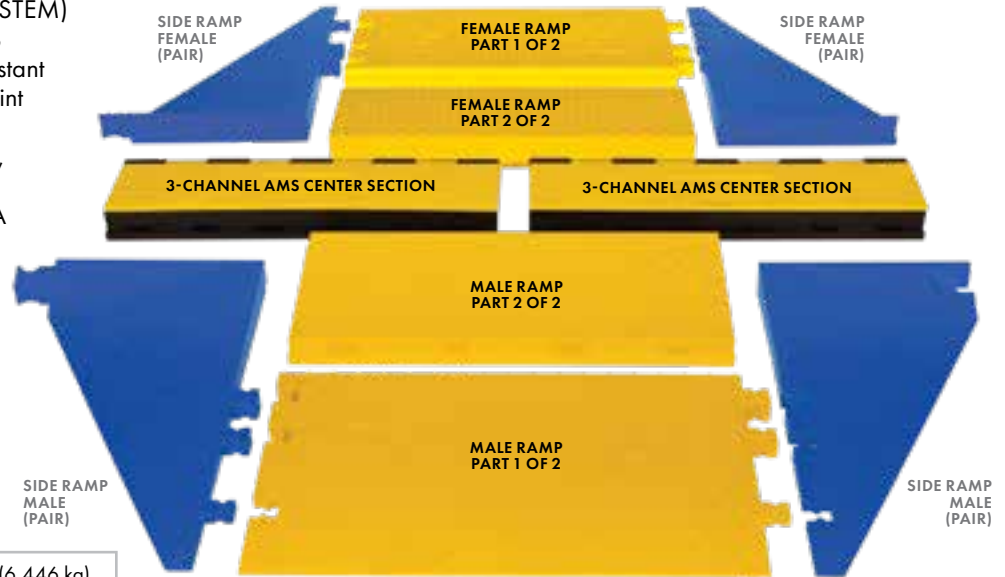


ADA/DDA
Compliant

AMS® ACCESSIBILITY RAMPS AND RAILS

for 3-Channel Heavy Duty Yellow Jacket®

AMS® (ADVANCED MODULAR SYSTEM) ACCESSIBILITY RAMPS AND RAILS feature a gradual slope and slip-resistant surface to ensure a safer crossing point for carts, forklifts, vehicles with small wheels and heavy trucks. In addition, each Accessibility Ramp system is manufactured to meet ADA and DDA compliant specifications.



LOAD CAPACITY

Max load tested at 70°F (21°C)

14,210 lb./Tire (6,446 kg)
28,420 lb./Axle (12,892 kg)

| Model | Description | Length | Width | Height | Weight | Prop 65 |
|--------------------|-------------------------------|----------------------|-----------------------|-----------------|--------------------------|---------|
| WSA-225-RFAH-Y | Female Ramp | 36 in. (91.44 cm) | 33.25 in. (84.46 cm) | 3 in. (7.62 cm) | 90.1 lb. (40.9 kg) | ⚠ |
| WSA-225-RMAH-Y | Male Ramp | 36 in. (91.44 cm) | 33.375 in. (84.77 cm) | 3 in. (7.62 cm) | 90.1 lb. (40.9 kg) | ⚠ |
| WSA-225-BFF-BLU | Side Ramps - Female Pair | 17.75 in. (45.09 cm) | 35.5 in. (90.17 cm) | 3 in. (7.62 cm) | 17.2 lb. (7.8 kg) (each) | ⚠ |
| WSA-225-BFM-BLU | Side Ramps - Male Pair | 17.75 in. (45.09 cm) | 35.5 in. (90.17 cm) | 3 in. (7.62 cm) | 18.4 lb. (8.3 kg) (each) | ⚠ |
| YJ3-225-AMS-CTR-YB | 3-Channel AMS® Center Section | 36 in. (91.44 mm) | 9.87 in. (25.07 cm) | 3 in. (7.62 cm) | 19.5 lb. (8.8 kg) | ⚠ |


⚠ **WARNING:** Cancer and Reproductive Harm - www.P65Warnings.ca.gov. See pg 63.

AMS® ACCESSIBILITY RAMPS KITS for 3-Channel Heavy Duty Yellow Jacket®


AMS® KIT 1 INCLUDES:

- 2 Yellow Ramps
- 4 Blue Side Ramps
- 2 AMS® Center Sections
- Dog Bone Connectors

KIT 1



KIT 2



AMS® KIT 2 INCLUDES:

- 2 Yellow Ramps
- 1 AMS® Center Section
- Hourglass® Connectors

LOAD CAPACITY

Max load tested at 70°F (21°C)

14,210 lb./Tire (6,446 kg)
28,420 lb./Axle (12,892 kg)

| Model | Connector | Length | Width | Height | Weight | Prop 65 |
|-----------------|----------------------|-----------------------|-----------------------|-----------------|----------------------|---------|
| WSA-225-KIT1-HS | Dog Bone Connector | 71.25 in. (180.98 cm) | 77.875 in. (197.8 cm) | 3 in. (7.62 cm) | 290.4 lb. (131.7 kg) | ⚠ |
| WSA-225-KIT2-HS | Hourglass® Connector | 36 in. (91.44 cm) | 77.875 in. (197.8 cm) | 3 in. (7.62 cm) | 199.7 lb. (90.6 kg) | ⚠ |

⚠ **WARNING:** Cancer and Reproductive Harm - www.P65Warnings.ca.gov. See pg 63.

5-CHANNEL HEAVY DUTY YELLOW JACKET® AMS® SYSTEM

5-CHANNEL HEAVY DUTY YELLOW JACKET® AMS® (ADVANCED MODULAR SYSTEM) is patented technology that utilizes separate cable protector sections and ramps to create a system that is fully expandable to hold an unlimited number of cables. By detaching the ramps, you can quickly add cable runs and ADA compatible side ramps to existing systems. The Yellow Jacket® AMS® readily handles heavy truck and bus traffic while providing easy access for pedestrians, carts and wheelchairs. Hinged lids make for easy loading of cables and hoses.

- System includes 1 AMS® center section and 1 pair of ramps
- Protects cables and hoses up to 1.25 in. outside diameter
- Connect unlimited center sections and add ramps
- Hourglass® connectors to extend to any length
- Hinged lid for easy cable placement
- Patented technology with modular interlocking design
- Can be used with the YJ5 Interconnect to be used with the YJ5 standard ramps. (can only be used with one center section between side ramps)





IMAGE SHOWN INCLUDES:
TWO YJ5-125-AMS-M-B-B &
THREE YJ5-125-AMS-CTR-YB



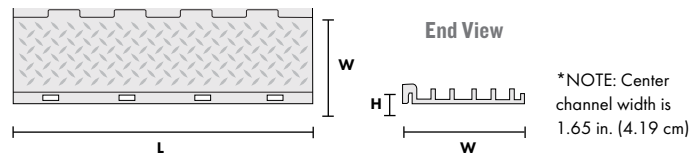
SPECIFICATIONS



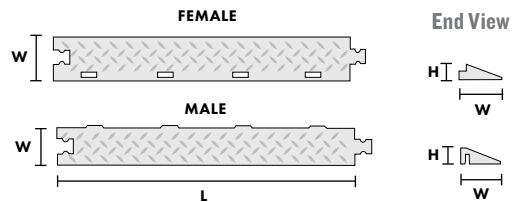
| | |
|---|--|
| LOAD CAPACITY <small>Max load tested at 70°F (21°C)</small> | 16,300 lb./Tire (7,393 kg) 32,600 lb./Axle (14,787 kg) |
| CHANNELS | 5 |
| MAXIMUM OD | 1.25 in. |
| CONNECTORS | Hourglass® |
| COLOR OPTIONS | YB  |




Reference page 3 for color option codes.

AMS CENTER SECTION - YJ5-125-AMS-CTR



AMS RAMPS - YJ5-125-AMS-F-B / YJ5-125-AMS-M-B




| Model | Description | Length | Width | Height | Channel Width | Maximum OD | Weight | Prop 65 |
|--------------------|--|---------------------|----------------------|---------------------|---------------------|--------------------|--|---|
| YJ5-125-AMS-YB | AMS System (includes 1 center section & 1 pair of ramps) | 36 in. (91.44 cm) | 19.75 in. (50.17 cm) | 2 in. (5.08 cm) | 1.375 in. (3.49 cm) | 1.25 in. (3.18 cm) | 29.35 lb. (13.3 kg) |  |
| YJ5-125-AMS-CTR-YB | AMS Center Section | 36 in. (91.44 cm) | 11.75 in. (29.85 cm) | 1.875 in. (4.76 cm) | 1.375 in. (3.49 cm) | 1.25 in. (3.18 cm) | 16.65 lb. (7.6 kg) |  |
| YJ5-125-AMS-F-B | AMS Ramp Female | 36 in. (91.44 cm) | 5.125 in. (13.02 cm) | 2 in. (5.08 cm) | N/A | N/A | 7.35 lb. (3.3 kg) |  |
| YJ5-125-AMS-M-B | AMS Ramp Male | 36 in. (91.44 cm) | 5 in. (12.7 cm) | 2 in. (5.08 cm) | N/A | N/A | 5.35 lb. (2.4 kg) |  |
| YJ5I-125-YB | Interconnect | 17.88 in. (45.4 cm) | 19.75 in. (50.17 cm) | 1.875 in. (4.76 cm) | N/A | N/A | M: 16 lb. (7.3 kg) F: 15.6 lb. (7.1 kg) |  |

 **WARNING:** Cancer and Reproductive Harm - www.P65Warnings.ca.gov. See pg 63.

3-CHANNEL HEAVY DUTY YELLOW JACKET® AMS® SYSTEM


3-CHANNEL HEAVY DUTY YELLOW JACKET® AMS® (ADVANCED MODULAR SYSTEM) is patented technology that utilizes separate cable protector sections and ramps to create a system that is fully expandable to hold an unlimited number of cables. By detaching the ramps, you can quickly add cable runs and ADA compatible side ramps to existing systems. The Yellow Jacket® AMS® readily handles heavy truck and bus traffic while providing easy access for pedestrians, carts and wheelchairs. Hinged lids make for easy loading of cables and hoses.

IMAGE SHOWN INCLUDES:
TWO YJ3-225-AMS-F-B &
THREE YJ3-225-AMS-CTR-YB



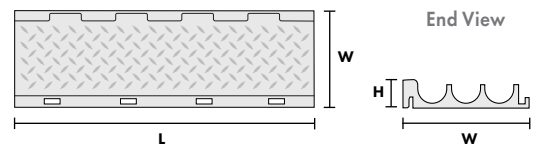
- System includes 1 AMS® center section and 1 pair of ramps
- Protects cables and hoses up to 2.25 in. outside diameter
- Connect unlimited center sections and add ramps
- Dog Bone connectors to extend to any length
- Hinged lid for easy cable placement
- Patented technology with modular interlocking design

SPECIFICATIONS

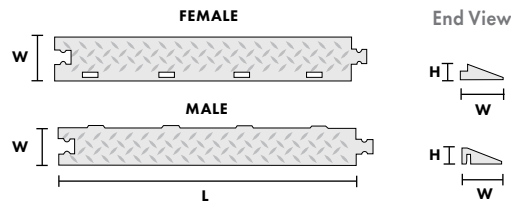
| | |
|--|--|
| LOAD CAPACITY Max load tested at 70°F (21°C) | 14,210 lb./Tire (6,446 kg) 28,420 lb./Axle (12,892 kg) |
| CHANNELS | 3 |
| MAXIMUM OD | 2.25 in. |
| CONNECTORS | Dog Bone |
| COLOR OPTIONS | YB  |





Reference page 3 for color option codes.

AMS CENTER SECTION - YJ3-225-AMS-CTR



AMS RAMPS - YJ3-225-AMS-F-B / YJ3-225-AMS-M-B



| Model | Description | Length | Width | Height | Channel Width | Maximum OD | Weight | Prop 65 |
|--------------------|--|-------------------|-------------------------|--------------------|--------------------|--------------------|-------------------|---|
| YJ3-225-AMS-YB | AMS System (includes 1 center section & 1 pair of ramps) | 36 in. (91.44 cm) | 18.61 in. (47.27 cm) | 3 in. (7.62 cm) | 2.25 in. (5.72 cm) | 2.25 in. (5.72 cm) | 39 lb. (17.7 kg) |  |
| YJ3-225-AMS-CTR-YB | AMS Center Section | 36 in. (91.44 cm) | 9.87 in. (25.07 cm) | 3 in. (7.62 cm) | 2.25 in. (5.72 cm) | 2.25 in. (5.72 cm) | 19.5 lb. (8.8 kg) |  |
| YJ3-225-AMS-F-B | AMS Ramp Female | 36 in. (91.44 cm) | 5.5 in. (13.97 cm) | 3 in. (7.62 cm) | N/A | N/A | 10.1 lb. (4.6 kg) |  |
| YJ3-225-AMS-M-B | AMS Ramp Male | 36 in. (91.44 cm) | 4.7 in. (11.96 cm) | 3 in. (7.62 cm) | N/A | N/A | 9.4 lb. (4.3 kg) |  |

 **WARNING:** Cancer and Reproductive Harm - www.P65Warnings.ca.gov. See pg 63.



AMS® system used on public sidewalks



AMS® in use at Naval dock yard

CABLE PROTECTORS IN ACTION



Guard Dog® in use at a outdoor concert venue



Linebacker® Heavy Duty in use at a military operation



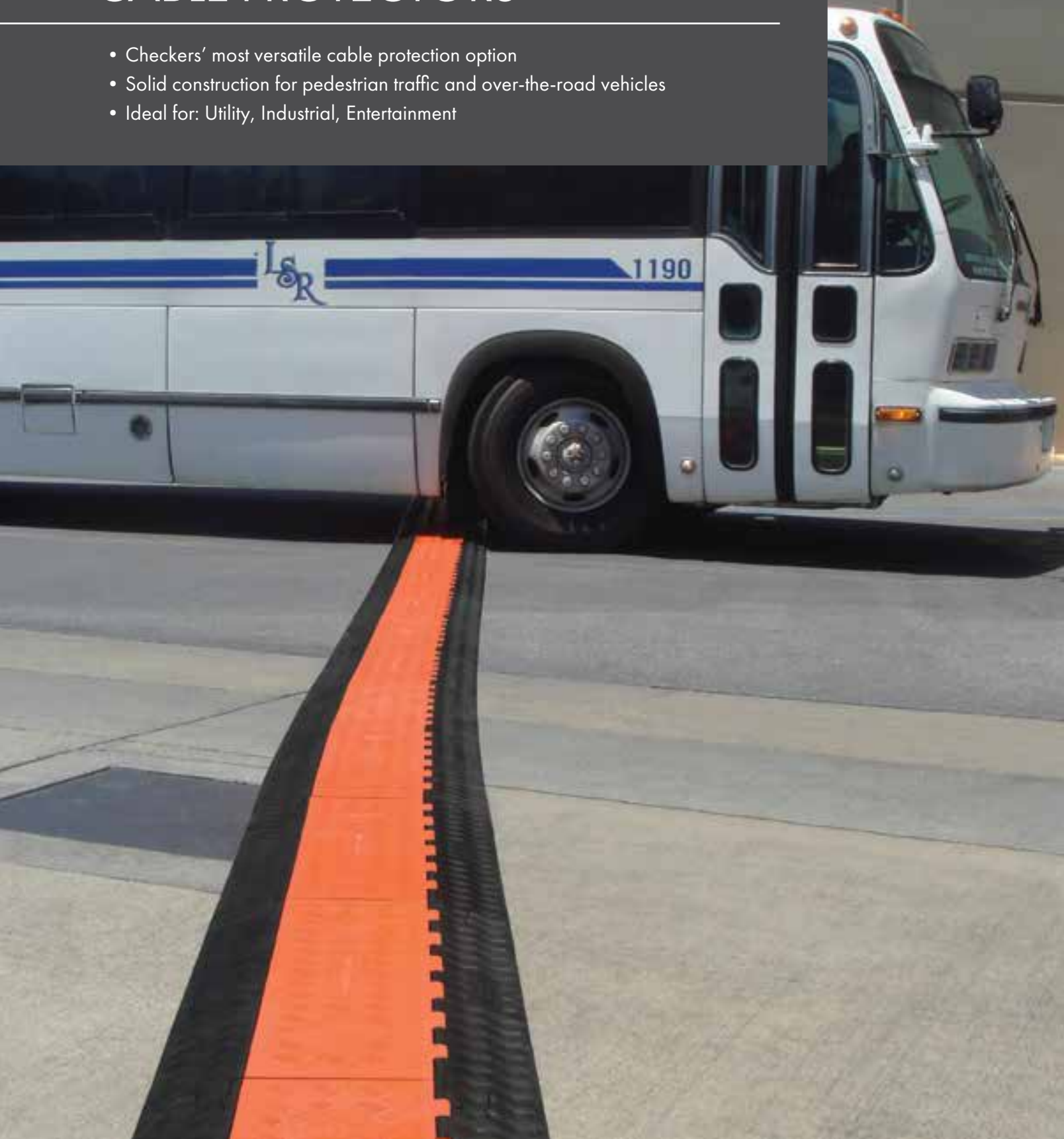
Guard Dog® with ADA Accessibility Ramps in use at a racing venue



Guard Dog® in use during a NASA brilliant sub-scale solid rocket motor test (Photo by NASA)

GUARD DOG® SERIES CABLE PROTECTORS


- Checkers' most versatile cable protection option
- Solid construction for pedestrian traffic and over-the-road vehicles
- Ideal for: Utility, Industrial, Entertainment



5-CHANNEL GENERAL PURPOSE GUARD DOG®

5-CHANNEL GENERAL PURPOSE GUARD DOG® CABLE PROTECTOR with hinged lid provides a safer crossing for vehicle and pedestrian traffic while protecting valuable electrical cables and hose lines from damage. Modular interlocking design is ideal for use in amusement parks, entertainment venues, sporting events, and most public, commercial, industrial, construction, and utility applications.

MODEL: GD5X125-OB



- Protects cables and hoses up to 1.325 in. outside dia.
- Reinforced hinged lid for easy cable placement
- All-weather polyurethane construction
- Patented 5-bar tread surface for maximum traction
- Includes four through-holes for temporary mounting

ANTI-SLIP RUBBER PAD KIT FOR GD5X125

Kit includes 10 anti-slip rubber pads (Model CPRPKIT1-10). Checkers' Clear Super Glue is also offered for permanent application of Rubber Pads.

ACCESSORIES



45° LEFT TURN
MODEL: GDT5X125-L-OB



45° RIGHT TURN
MODEL: GDT5X125-R-OB




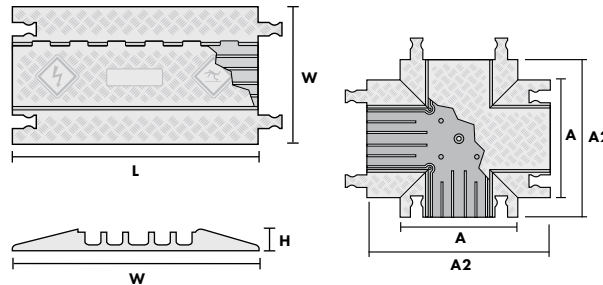
END CAPS (PAIR ONLY)
MODEL: GDEC5X125-O



90° 4-WAY CROSS
MODEL: GD5X125-OB
(SPLIT OR JOIN CABLE RUNS)






SPECIFICATIONS

| | |
|--|---|
| LOAD CAPACITY Max load tested at 70°F (21°C) | 10,500 lb./Tire (4,763 kg) 21,000 lb./Axle (9,526 kg) |
| CHANNELS | 5 |
| MAXIMUM OD | 1.325 in. |
| CONNECTORS | Dog Bone |
| COLOR OPTIONS | OB / BB  |




Reference page 3 for color option codes.

*NOTE: Center channel width is 1.6 in. (4.06 cm)

| Model | Description | Length | Width | Height | Channel Width | Maximum OD | Weight | Prop 65 |
|-------------|-----------------------|---|--|--|--|--|----------------------------------|---|
| GD5X125* | 5-CH GP GD CP | 36 in. (91.4 cm) | 19.75 in. (50.17 cm) | 1.875 in. (4.76 cm) | 1.339 in. (3.4 cm) | 1.325 in. (3.37 cm) | 21 lb. (9.6 kg) |  |
| GDT5X125-L* | 45° Left Turn | 24.5 in. (62.23 cm) | 19.75 in. (50.17 cm) | 1.875 in. (4.76 cm) | 1.339 in. (3.4 cm) | 1.325 in. (3.37 cm) | 11 lb. (5.0 kg) |  |
| GDT5X125-R* | 45° Right Turn | 24.5 in. (62.23 cm) | 19.75 in. (50.17 cm) | 1.875 in. (4.76 cm) | 1.339 in. (3.4 cm) | 1.325 in. (3.37 cm) | 11 lb. (5.0 kg) |  |
| GDEC5X125* | End Caps (pairs only) | F: 8.75 in. (22.23 cm) M: 5.25 in. (13.34 cm) | 19.75 in. (50.17 cm) 19.75 in. (50.17 cm) | 1.875 in. (4.76 cm) 1.875 in. (4.76 cm) | 1.339 in. (3.4 cm) 1.339 in. (3.4 cm) | 1.325 in. (3.37 cm) 1.325 in. (3.37 cm) | 3 lb. (1.4 kg) 3 lb. (1.4 kg) |  |
| GD5X125* | 90° 4-Way Cross | A: 28.5 in. (72.39 cm) A2: 24.5 in. (62.23 cm) | 19.75 in. (50.17 cm) | 1.875 in. (4.76 cm) | 1.339 in. (3.4 cm) | 1.325 in. (3.37 cm) | 23.1 lb. (10.5 kg) |  |

*Specify color option after model number

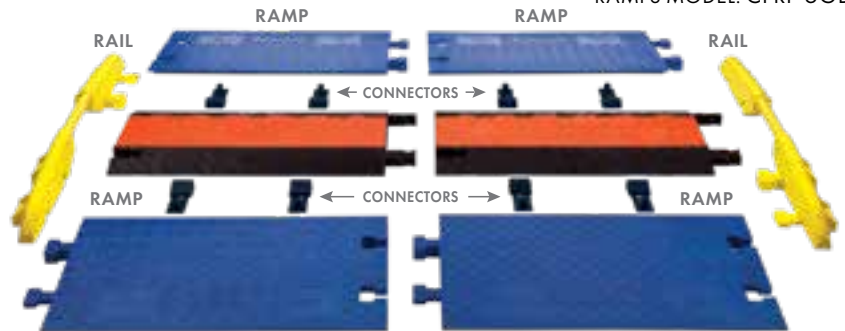
 **WARNING:** Cancer and Reproductive Harm - www.P65Warnings.ca.gov. See pg 63.

ACCESSIBILITY RAMPS AND RAILS for 5-Channel General Purpose Guard Dog

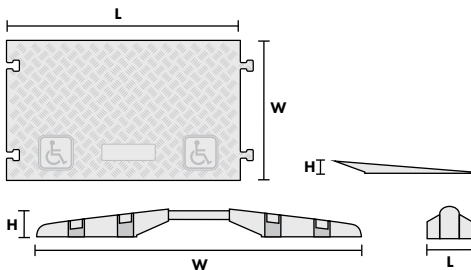
5-CHANNEL ACCESSIBILITY RAMPS AND RAILS feature a gradual slope and slip-resistant surface to ensure a safer crossing point for carts, forklifts, vehicles with small wheels and heavy trucks. In addition, each ramp and rail system is manufactured to meet ADA and DDA compliant specifications.

RAILS MODEL: CPRL-5GD
RAMPS MODEL: CPRP-5GD

- Patented, modular ADA/DDA Compliant ramps
- Still allows access to cables and cords
- Add ramps and rails when requirements specify
- One person installation - no tools required



System shown with 2 General Purpose Guard Dogs, 2 pairs of ramps, 8 connectors and 2 rails.
Ramps available only in blue and rails available only in yellow.



| | |
|--|-----------------------------|
| LOAD CAPACITY Max load tested at 70°F (21°C) | 20,150 lb./Tire (9,140 kg) |
| | 40,300 lb./Axle (18,280 kg) |


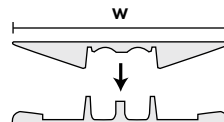
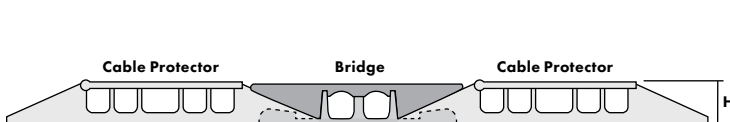
| Model | Description | Length | Width | Height | Weight | Prop 65 |
|--------------|---------------------|----------------------------|-------------------------------|-----------------|-------------------------|---------|
| CPRP-5GP-BLU | Ramps Pair (Blue) | 36 in. (91.44 cm) (single) | 21.88 in. (55.58 cm) (single) | 2 in. (5.08 cm) | 40 lb. (18.1 kg) (pair) | |
| CPRL-5GD-Y | Rails Pair (Yellow) | 2 in. (5.08 cm) | 55.5 in. (140.97 cm) | 2 in. (5.08 cm) | 12.75 lb. (5.8 kg) | |

WARNING: Cancer and Reproductive Harm - www.P65Warnings.ca.gov. See pg 63.

PROTECTOR BRIDGES for 5-Channel General Purpose Guard Dog®

MODEL:
CL2X150-GD5-O

2-CHANNEL CABLE BRIDGES provide additional cable channels while creating a continuous, level, crossing surface for vehicle and pedestrian traffic. These modular accessories allow users to create any number of runs simultaneously by utilizing the space between multiple parallel cable protector runs.



| | |
|--|----------------------------|
| LOAD CAPACITY Max load tested at 70°F (21°C) | 10,500 lb./Tire (4,763 kg) |
| | 21,000 lb./Axle (9,526 kg) |

| | | | |
|----------------------|-----|--|--|
| COLOR OPTIONS | O/B | | |
|----------------------|-----|--|--|

Reference page 3 for color option codes.

The first expandable system to accommodate an unlimited number of channels!

| Model | Description | Length | Width | Height | Channel Width | Maximum OD | Weight | Prop 65 |
|--------------|---|-------------------|-------------------|-----------------|-------------------|-------------------|-----------------|---------|
| CL2X150-GD5* | 2-CH Protector Bridge for 5-CH GP GD CP | 36 in. (91.44 cm) | 13 in. (33.02 cm) | 2 in. (5.08 cm) | 1.5 in. (3.81 cm) | 1.5 in. (3.81 cm) | 16 lb. (7.3 kg) | |

*Specify color option after model number



WARNING: Cancer and Reproductive Harm - www.P65Warnings.ca.gov. See pg 63.

5-CHANNEL FLAT EDGE GENERAL PURPOSE GUARD DOG®


5-CHANNEL FLAT EDGE GUARD DOG® CABLE PROTECTORS fit flush to walls, stages, curbs, or any vertical wall to eliminate possible trip and fall hazards. Protects valuable electrical cables and hose lines from damage. Modular interlocking design is ideal for use in amusement parks, entertainment venues, sporting events, and most public, commercial, industrial, construction, and utility applications.

- Fits flush to walls, stages, curbs, or any vertical wall
- Protects cables and hoses up to 1.325 in. outside dia.
- Dog Bone Connectors to extend to any desired length
- Reinforced hinged lid for easy cable placement
- All-weather polyurethane construction
- Modular interlocking design for easy setup

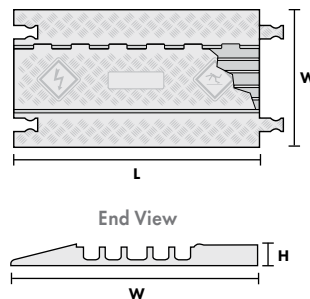
MODEL: GDFE5X125-OB



SPECIFICATIONS

| | |
|--|---|
| LOAD CAPACITY Max load tested at 70°F (21°C) | 10,500 lb./Tire (4,763 kg) 21,000 lb./Axle (9,526 kg) |
| CHANNELS | 5 |
| MAXIMUM OD | 1.325 in. |
| CONNECTORS | Dog Bone |
| COLOR OPTIONS | OB / BB  |


Reference page 3 for color option codes.




*NOTE: Center channel width is 1.6 in. (4.06 cm)

NOTE:

Guard Dog® Flat Edge Cable Protectors with Dog Bone Connectors (Model GDFE5X125) use the same End Caps, Turns, and 4-Way Cross as the Guard Dog 5-Channel Cable Protector (Model GD5X125). Please refer to Guard Dog 5-Channel on Page 30 to see the accessories available for the Guard Dog Flat Edge Cable Protectors Model GDFE5X125.

| Model | Description | Length | Width | Height | Channel Width | Maximum OD | Weight | Prop 65 |
|------------|-------------------------|------------------|----------------------|---------------------|--------------------|---------------------|--------------------|---|
| GDFE5X125* | 5-CH Flat Edge GP GD CP | 36 in. (91.4 cm) | 19.75 in. (50.17 cm) | 1.875 in. (4.76 cm) | 1.339 in. (3.4 cm) | 1.325 in. (3.37 cm) | 26.1 lb. (11.9 kg) |  |

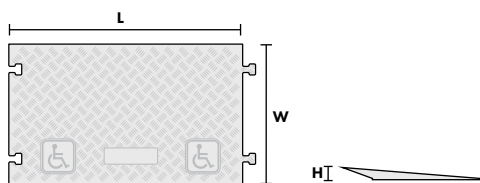
*Specify color option after model number

 **WARNING:** Cancer and Reproductive Harm - www.P65Warnings.ca.gov. See pg 63.

ACCESSIBILITY RAMPS for 5-Channel Flat Edge General Purpose Guard Dog®

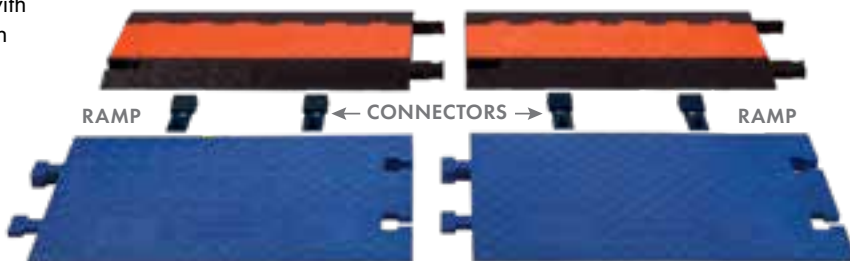
5-CHANNEL ACCESSIBILITY RAMPS feature a gradual slope and slip-resistant surface to ensure a safer crossing point for carts, forklifts, vehicles with small wheels and heavy trucks. In addition, each ramp system is manufactured to meet ADA and DDA compliant specifications.

- Patented, modular ADA/DDA Compliant ramps
- Still allows access to cables and cords
- Add ramps when requirements specify
- One person installation - no tools required




| | |
|--------------------------------|-----------------------------|
| LOAD CAPACITY | 20,150 lb./Tire (9,140 kg) |
| Max load tested at 70°F (21°C) | 40,300 lb./Axle (18,280 kg) |

RAMPS MODEL: CPRP-5GD



System shown with 2 General Purpose Guard Dogs, 2 pairs of ramps, 8 connectors and 2 rails.
Ramps available only in blue and rails available only in yellow.



| Model | Description | Length | Width | Height | Weight | Prop 65 |
|--------------|-------------------|----------------------------|-------------------------------|-----------------|-------------------------|---|
| CPRP-5GD-BLU | Ramps Pair (Blue) | 36 in. (91.44 cm) (single) | 21.88 in. (55.58 cm) (single) | 2 in. (5.08 cm) | 40 lb. (18.1 kg) (pair) |  |

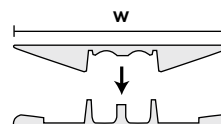

WARNING: Cancer and Reproductive Harm - www.P65Warnings.ca.gov. See pg 63.

PROTECTOR BRIDGES for 5-Channel Flat Edge GP Guard Dog®

2-CHANNEL CABLE BRIDGES provide additional cable channels while creating a continuous, level, crossing surface for vehicle and pedestrian traffic. These modular accessories allow users to create any number of runs simultaneously by utilizing the space between multiple parallel cable protector runs.



MODEL:
CL2X150-GD5-O




| | |
|--------------------------------|----------------------------|
| LOAD CAPACITY | 10,500 lb./Tire (4,763 kg) |
| Max load tested at 70°F (21°C) | 21,000 lb./Axle (9,526 kg) |

| | | | |
|----------------------|-------|---|---|
| COLOR OPTIONS | O / B |  |  |
|----------------------|-------|---|---|

Reference page 3 for color option codes.

The first expandable system to accommodate an unlimited number of channels!

| Model | Description | Length | Width | Height | Channel Width | Maximum OD | Weight | Prop 65 |
|--------------|---|-------------------|-------------------|-----------------|-------------------|-------------------|-----------------|---|
| CL2X150-GD5* | 2-CH Protector Bridge for 5-CH Flat Edge GP GD CP | 36 in. (91.44 cm) | 13 in. (33.02 cm) | 2 in. (5.08 cm) | 1.5 in. (3.81 cm) | 1.5 in. (3.81 cm) | 16 lb. (7.3 kg) |  |

*Specify color option after model number


WARNING: Cancer and Reproductive Harm - www.P65Warnings.ca.gov. See pg 63.

5-CHANNEL GENERAL PURPOSE ADA/DDA GUARD DOG®

5-CHANNEL GENERAL PURPOSE ADA/DDA GUARD DOG® CABLE PROTECTOR has built-in ADA accessibility ramps to provide a safer crossing for vehicle and pedestrian traffic while protecting valuable electrical cables and hose lines. Because the ramps are built-in, there is no need for separate connectors.

MODEL: GD5X125-ADA-OBLU

Another unique feature of this product is that it interconnects directly to a 5-channel standard ramp Guard Dog® cable protector. This modular interlocking design is available in lightweight 18 in. sections and it includes a recessed carrying handle on the underside of the protector. Ideal for use in amusement parks, entertainment venues, sporting events, and most public, commercial, industrial, construction, and utility applications.




- Protects cables and hoses up to 1.325 in. outside dia.
- ADA/DDA accessibility ramps built in
- Interconnects directly to a Standard Ramp 5-Channel Guard Dog® Cable Protector
- Dog Bone Connectors to extend to any desired length
- Reinforced hinged lid for easy cable placement

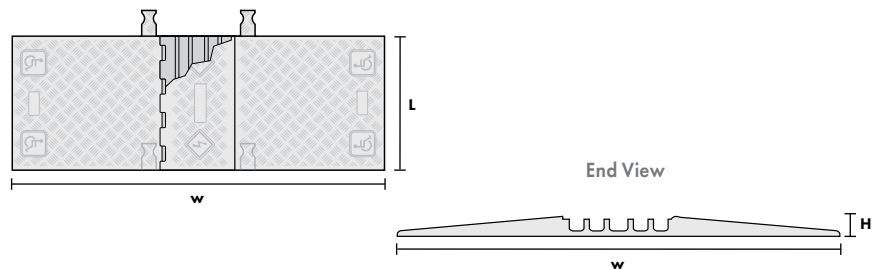


Guard Dog® with ADA Accessibility Ramps in use at a carnival


SPECIFICATIONS

| | |
|--|--|
| LOAD CAPACITY Max load tested at 70°F (21°C) | 10,500 lb./Tire (4,763 kg) 21,000 lb./Axle (9,526 kg) |
| CHANNELS | 5 |
| MAXIMUM OD | 1.325 in. |
| CONNECTORS | Dog Bone |
| COLOR OPTIONS | OBLU OB BB  |


Reference page 3 for color option codes.



*NOTE: Center channel width is 1.6 in. (4.06 cm)

| Model | Description | Length | Width | Height | Channel Width | Maximum OD | Weight | Prop 65 |
|--------------|----------------|------------------|---------------------|---------------------|--------------------|---------------------|-----------------|---|
| GD5X125-ADA* | 5-CH GP ADA GD | 18 in. (45.7 cm) | 50.0 in. (127.0 cm) | 1.875 in. (4.76 cm) | 1.339 in. (3.4 cm) | 1.325 in. (3.37 cm) | 21 lb. (9.6 kg) |  |


*Specify color option after model number

 **WARNING:** Cancer and Reproductive Harm - www.P65Warnings.ca.gov. See pg 63.

3-CHANNEL GENERAL PURPOSE GUARD DOG®



3-CHANNEL GENERAL PURPOSE GUARD DOG® CABLE PROTECTOR with hinged lid protects valuable electrical cables and hose lines from damage while providing a safer crossing for vehicle and pedestrian traffic. Modular interlocking design is ideal for use in amusement parks, entertainment venues, sporting events, and most public, commercial, industrial, construction, and utility applications.

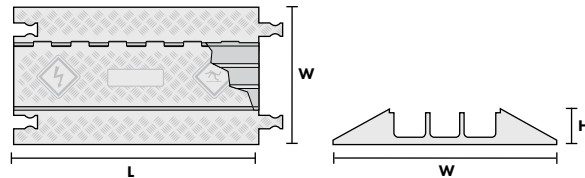
MODEL: GD3X225-OB




- Protects cables and hoses up to 2.25 in. outside dia.
- Dog Bone Connectors to extend to any desired length
- Reinforced hinged lid for easy cable placement
- All-weather polyurethane construction
- Patented 5-bar tread surface for maximum traction
- Modular interlocking design for easy setup


SPECIFICATIONS

| | |
|--|---|
| LOAD CAPACITY Max load tested at 70°F (21°C) | 14,210 lb./Tire (6,446 kg) 28,420 lb./Axle (12,892 kg) |
| CHANNELS | 3 |
| MAXIMUM OD | 2.25 in. |
| CONNECTORS | Dog Bone |
| COLOR OPTIONS | OB  BB  |



Reference page 3 for color option codes.

| Model | Description | Length | Width | Height | Channel Width | Maximum OD | Weight | Prop 65 |
|----------|---------------|------------------|------------------|-----------------|--------------------|--------------------|------------------|---|
| GD3X225* | 3-CH GP GD CP | 36 in. (91.4 cm) | 20 in. (51.0 cm) | 3 in. (7.65 cm) | 2.25 in. (5.72 cm) | 2.25 in. (5.72 cm) | 30 lb. (13.6 kg) |  |

*Specify color option after model number  **WARNING:** Cancer and Reproductive Harm - www.P65Warnings.ca.gov. See pg 63.

ACCESSIBILITY RAMPS

for 3-Channel General Purpose Guard Dog®


3-CHANNEL ACCESSIBILITY RAMPS feature a gradual slope and slip-resistant surface to ensure a safer crossing point for carts, forklifts, vehicles with small wheels, and heavy trucks. In addition, each ramp system is manufactured to meet ADA and DDA compliant specifications.

- Patented, modular ADA/DDA Compliant ramps
- Still allows access to cables and cords
- Add ramps when requirements specify
- One person installation - no tools required




ADA/DDA Compliant

| | |
|--|---|
| LOAD CAPACITY Max load tested at 70°F (21°C) | 20,150 lb./Tire (9,140 kg) 40,300 lb./Axle (18,280 kg) |
|--|---|

| Model | Length | Height | Height | Weight | Prop 65 |
|--------------|------------------|-----------------|--------------------|--------------------------------|---|
| CPRP-GD3-BLU | 36 in. (91.4 cm) | 3 in. (7.62 cm) | 2.88 in. (7.32 cm) | 66 lb. (30 kg) (pair of ramps) |  |

 **WARNING:** Cancer and Reproductive Harm - www.P65Warnings.ca.gov. See pg 63.



System shown with 2 General Purpose Guard Dogs®, 2 pairs of ramps, 8 connectors.

MODEL: CPRP-GD3



LOW PROFILE GENERAL PURPOSE GUARD DOG®

GUARD DOG® LOW PROFILE models are the most compact top-loading cable protectors on the market. These protectors provide a safer crossing for vehicle and pedestrian traffic, while still maintaining a high load-bearing capacity for heavy equipment. The Low Profile models are available with your choice of standard or ADA/DDA compliant ramps.

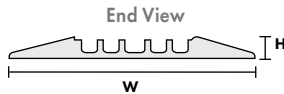


Guard Dog® Low Profiles in use at an outdoor event

- Protects cables and hoses up to .75 in. outside dia.
- Reinforced hinged lid for easy cable placement
- Available with or without ADA/DDA Accessibility Ramps
- Patented 5-bar tread surface for maximum traction

NOTE: Low Profile ADA and Low Profile Non-ADA products do not interconnect.

5-CHANNEL LOW PROFILE GENERAL PURPOSE GUARD DOG®




Note: Center channel width is 1.58 in. (4.01 cm)





MODEL:
GD5X75-ST-OB




MODEL:
GD5X75-OB

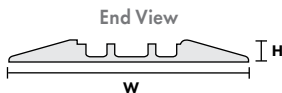
| | | | | | | |
|---|--|--|--|----------------------|---------|---|
| STANDARD LOAD CAPACITY Max load tested at 70°F (21°C) | 24,000 lb./Tire (10,886 kg) 48,000 lb./Axle (21,772 kg) | ADA/DDA LOAD CAPACITY Max load tested at 70°F (21°C) | 34,000 lb./Tire (15,422 kg) 68,000 lb./Axle (30,844 kg) | COLOR OPTIONS | OB B |  |
|---|--|--|--|----------------------|---------|---|

Reference page 3 for color option codes.


| Model | Description | Length | Width | Height | Channel Width | Maximum OD | Weight | Prop 65 |
|------------|----------------------|-------------------|--------------------|--------------------|--------------------|------------------|---------------------|---|
| GD5X75-ST* | 5-CH w/Standard Ramp | 36 in. (91.44 cm) | 16.9 in. (43.0 cm) | 1.25 in. (3.18 cm) | 1.28 in. (3.25 cm) | .75 in. (1.9 cm) | 14.75 lb. (6.69 kg) |  |
| GD5X75* | 5-CH w/ADA Ramp | 36 in. (91.44 cm) | 33.3 in. (84.6 cm) | 1.25 in. (3.18 cm) | 1.28 in. (3.25 cm) | .75 in. (1.9 cm) | 24.5 lb. (11.11 kg) |  |

*Specify color option after model number  **WARNING:** Cancer and Reproductive Harm - www.P65Warnings.ca.gov. See pg 63.


3-CHANNEL LOW PROFILE GENERAL PURPOSE GUARD DOG®





MODEL:
GD3X75-ST-OB




MODEL:
GD3X75-OB


| | | | | | | |
|---|---|--|--|----------------------|---------|---|
| STANDARD LOAD CAPACITY Max load tested at 70°F (21°C) | 17,000 lb./Tire (7,711 kg) 34,000 lb./Axle (15,422 kg) | ADA/DDA LOAD CAPACITY Max load tested at 70°F (21°C) | 27,000 lb./Tire (12,246 kg) 54,000 lb./Axle (24,492 kg) | COLOR OPTIONS | OB B |  |
|---|---|--|--|----------------------|---------|---|

Reference page 3 for color option codes.

| Model | Description | Length | Width | Height | Channel Width | Maximum OD | Weight | Prop 65 |
|------------|----------------------|-------------------|---------------------|--------------------|--------------------|------------------|---------------------|---|
| GD3X75-ST* | 3-CH w/Standard Ramp | 36 in. (91.44 cm) | 13.8 in. (35.07 cm) | 1.25 in. (3.18 cm) | 1.25 in. (3.25 cm) | .75 in. (1.9 cm) | 12.2 lb. (5.53 kg) |  |
| GD3X75* | 3-CH w/ADA Ramp | 36 in. (91.44 cm) | 30.3 in. (76.98 cm) | 1.25 in. (3.18 cm) | 1.25 in. (3.25 cm) | .75 in. (1.9 cm) | 23.4 lb. (10.61 kg) |  |

*Specify color option after model number  **WARNING:** Cancer and Reproductive Harm - www.P65Warnings.ca.gov. See pg 63.

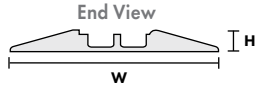
2-CHANNEL LOW PROFILE GENERAL PURPOSE GUARD DOG®



MODEL:
GD2X75-ST-OB



MODEL:
GD2X75-OB



**STANDARD
LOAD CAPACITY**
Max load tested at 70°F (21°C)

13,000 lb./Tire (5,896 kg)
26,000 lb./Axle (11,792 kg)

**ADA/DDA
LOAD CAPACITY**
Max load tested at 70°F (21°C)

23,000 lb./Tire (10,432 kg)
46,000 lb./Axle (20,864 kg)

COLOR OPTIONS

OB
B



Reference page 3 for color option codes.

| Model | Description | Length | Width | Height | Channel Width | Maximum OD | Weight | Prop 65 |
|------------|----------------------|-------------------|----------------------|--------------------|------------------|------------------|----------------------|---------|
| GD2X75-ST* | 2-CH w/Standard Ramp | 36 in. (91.44 cm) | 11.94 in. (30.3 cm) | 1.25 in. (3.18 cm) | 1.5 in. (3.8 cm) | .75 in. (1.9 cm) | 9.05 lb. (4.1 kg) | ⚠ |
| GD2X75* | 2-CH w/ADA Ramp | 36 in. (91.44 cm) | 28.38 in. (72.09 cm) | 1.25 in. (3.18 cm) | 1.5 in. (3.8 cm) | .75 in. (1.9 cm) | 22.85 lb. (10.36 kg) | ⚠ |

*Specify color option after model number

⚠ **WARNING:** Cancer and Reproductive Harm - www.P65Warnings.ca.gov. See pg 63.

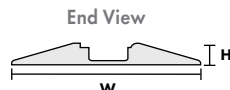
1-CHANNEL LOW PROFILE GENERAL PURPOSE GUARD DOG®



MODEL:
GD1X75-ST-OB



MODEL:
GD1X75-OB



**STANDARD
LOAD CAPACITY**
Max load tested at 70°F (21°C)

13,000 lb./Tire (5,896 kg)
26,000 lb./Axle (11,792 kg)

**ADA/DDA
LOAD CAPACITY**
Max load tested at 70°F (21°C)

23,000 lb./Tire (10,432 kg)
46,000 lb./Axle (20,864 kg)

COLOR OPTIONS

OB
B



Reference page 3 for color option codes.

| Model | Description | Length | Width | Height | Channel Width | Maximum OD | Weight | Prop 65 |
|------------|----------------------|-------------------|----------------------|--------------------|--------------------|------------------|--------------------|---------|
| GD1X75-ST* | 1-CH w/Standard Ramp | 36 in. (91.44 cm) | 10.81 in. (27.46 cm) | 1.25 in. (3.18 cm) | 2.25 in. (5.72 cm) | .75 in. (1.9 cm) | 7.8 lb. (3.54 kg) | ⚠ |
| GD1X75* | 1-CH w/ADA Ramp | 36 in. (91.44 cm) | 27.25 in. (69.22 cm) | 1.25 in. (3.18 cm) | 2.25 in. (5.72 cm) | .75 in. (1.9 cm) | 21.1 lb. (9.55 kg) | ⚠ |

*Specify color option after model number

⚠ **WARNING:** Cancer and Reproductive Harm - www.P65Warnings.ca.gov. See pg 63.

ANTI-SLIP TRACTION KITS for Low Profile Standard Guard Dog® Ramp Models

| Model | Description | Weight | Prop 65 |
|---------------|---|----------------------|---------|
| CPRPKIT.75-20 | Anti-Slip Rubber Pad Kit for all Guard Dog Low Profile Protectors with Standard Ramps (includes 20 anti-slip rubber pads) | .11 lb. (.05 kg) | ⚠ |
| CPGLUE | ½ oz. Bottle of Checkers' Clear Super Glue (best if kept refrigerated). Use for permanent application of Anti-Slip Rubber Pads | .07 lb. (.032 kg) | ⚠ |
| CPCARPETKIT-3 | Carpet Kit with VELCRO® Brand Fasteners for all Guard Dog Low Profile Protectors with Standard Ramps (includes two 37 in. x .25 in. Black Traction Strips and a ½ oz. Bottle of Checkers' Clear Super Glue) | .09 lb. (.041 kg) | ⚠ |



VELCRO® Brand Fasteners for added traction

⚠ **WARNING:** Cancer and Reproductive Harm - www.P65Warnings.ca.gov. See pg 63.

3-CHANNEL GENERAL PURPOSE DROP-OVER GUARD DOG®

MODEL: GD3-DO-O

3-CHANNEL GENERAL PURPOSE DROP-OVER GUARD DOG® protects pipes, conduit, cable and hose lines that are permanently installed or mounted to the ground or floor. Drop-Overs protect from above but do not prevent abrasion from below and should be used on a flat surface only. Ideal for providing a safer crossing for vehicles and pedestrian traffic in public, commercial and industrial applications. This 3-Channel Drop Over System features two extra wide channels to accommodate various quantities and sizes of lines. These lightweight 18 in. length Drop Overs are easy to store in service/utility trucks and use when needed.


- Protects cables and hoses up to 1.325 in. outside dia.
- Dog Bone Connectors to extend to any desired length
- Fast install with drop-over design
- All-weather polyurethane construction
- Patented 5-bar tread surface for maximum traction
- Connects to standard Guard Dog® 5-channel

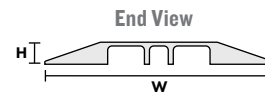
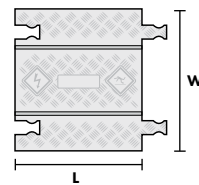


MODEL: GD3-DO-B




SPECIFICATIONS


| | |
|---|---|
| LOAD CAPACITY <small>Max load tested at 70°F (21°C)</small> | 10,500 lb./Tire (4,763 kg) 21,000 lb./Axle (9,526 kg) |
| CHANNELS | 1 |
| MAXIMUM OD | 1.325 in. |
| CONNECTORS | Dog Bone |
| COLOR OPTIONS | O B Y  |



Reference page 3 for color option codes.

| Model | Description | Length | Width | Height | Channel Width | Maximum OD | Weight | Prop 65 |
|---------|-------------------------|-------------------|----------------------|--------------------|--|---------------------|----------------|---|
| GD3-DO* | 3-CH GP Drop Over GD CP | 18 in. (45.72 cm) | 19.75 in. (50.36 cm) | 1.87 in. (4.76 cm) | 3.2 in (8.16 cm) 1.65 in. (4.21 cm) | 1.325 in. (3.37 cm) | 9 lb. (4.2 kg) |  |

*Specify color option after model number

 **WARNING:** Cancer and Reproductive Harm - www.P65Warnings.ca.gov. See pg 63.





ADA/DDA
Compliant

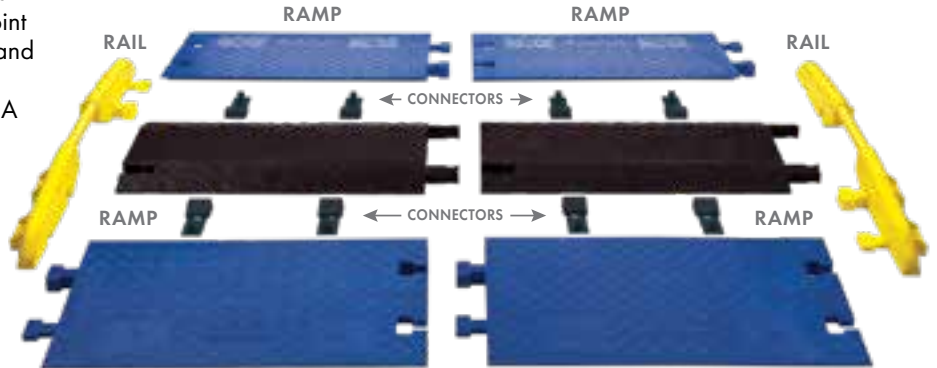
ACCESSIBILITY RAMPS & RAILS

for 3-Channel General Purpose Drop Over Guard Dog®

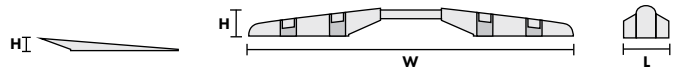
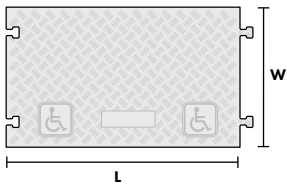
3-CHANNEL ACCESSIBILITY RAMPS AND RAILS feature a gradual slope and slip-resistant surface in order to ensure a safer crossing point for carts, forklifts, vehicles with small wheels and heavy trucks. In addition, each ramp and rail system is manufactured to meet ADA and DDA compliant specifications.

RAMPS MODEL: CPRP-4/5-BLU
RAILS MODEL: CPRL-3GD-DO-Y

- Patented, modular ADA/DDA Compliant ramps
- Add ramps and rails when requirements specify
- One person installation, no tools required



System shown with 4 General Purpose Guard Dog® Drop Overs, 2 pairs of ramps, 8 connectors and 2 rails. Ramps available only in blue and rails available only in yellow.



LOAD CAPACITY
Max load tested at 70°F (21°C)
20,150 lb./Tire (9,140 kg)
40,300 lb./Axle (18,280 kg)

| Model | Description | Length | Width | Height | Weight | Prop 65 |
|---------------|-------------|----------------------------|-------------------------------|-----------------|-------------------------|---------|
| CPRP-4/5-BLU | Ramps Pair | 36 in. (91.44 cm) (single) | 21.88 in. (55.58 cm) (single) | 2 in. (5.08 cm) | 40 lb. (18.1 kg) (pair) | ⚠ |
| CPRL-3GD-DO-Y | Rails Pair | 2 in. (5.08 cm) | 54 in. (137.16 cm) | 2 in. (5.08 cm) | 12.7 lb. (5.8 kg) | ⚠ |

⚠ **WARNING:** Cancer and Reproductive Harm - www.P65Warnings.ca.gov. See pg 63.



Guard Dog® with ADA Accessibility Ramps and Protector Bridges in use at a field event

FIREFLY® ILLUMINATED CABLE PROTECTOR

The FIREFLY® ILLUMINATED 5-CHANNEL CABLE PROTECTOR has built-in battery-powered LED lights in the ramps and brightly colored lids for increased visibility in low light situations. Firefly cable protectors now have a DOG BONE connector to link with any Guard Dog® or Yellow Jacket® cable protection system.

- Battery-powered LED lights built-in to side ramps
- Multiple lid color options to match your current cable protectors
- 2 LED colors (red or blue) to choose from in the illuminated cable protector models
- On and off push button to easily turn the cable protector on or off when the LED's are needed
- Can replace AA batteries for continued uses
- High-visibility lid colors make it easily seen in low light
- Interconnects directly to a standard cable protector with a Dog Bone connection
- Protects cables and hoses up to 1.15 in. outside dia.
- All-weather polyurethane construction







MODEL: FF5X125OB-R



MODEL: FF5X125GB-R

SPECIFICATIONS

| | |
|--|--|
| LOAD CAPACITY Max load tested at 70°F (21°C) | 10,500 lb./Tire (4,763 kg) 21,000 lb./Axle (9,526 kg) |
| CHANNELS | 5 |
| MAXIMUM OD | 1.15 in. |
| CONNECTORS | Dog Bone |
| COLOR OPTIONS | GB  BLUB  OB  YB  |

Checkers reintroduces the Firefly®
Illuminated 5-Channel Cable Protector
with LED RAMP LIGHTS BUILT-IN!

Reference page 3 for color option codes.

| Non-Illuminated Models | Light Color | Length | Width | Height | Channel Width | Maximum OD | Weight | Prop 65 |
|------------------------|-------------|-------------------|----------------------|--------------------|--------------------|--------------------|----------------------|---|
| FF5X125-BLUB | N/A | 32 in. (81.28 cm) | 19.75 in. (60.17 cm) | 1.91 in. (4.85 cm) | 1.35 in. (3.43 cm) | 1.15 in. (2.92 cm) | 25.25 lb. (11.45 kg) |  |
| FF5X125-OB | N/A | 32 in. (81.28 cm) | 19.75 in. (60.17 cm) | 1.91 in. (4.85 cm) | 1.35 in. (3.43 cm) | 1.15 in. (2.92 cm) | 25.25 lb. (11.45 kg) |  |
| FF5X125-YB | N/A | 32 in. (81.28 cm) | 19.75 in. (60.17 cm) | 1.91 in. (4.85 cm) | 1.35 in. (3.43 cm) | 1.15 in. (2.92 cm) | 25.25 lb. (11.45 kg) |  |
| FF5X125-GB | N/A | 32 in. (81.28 cm) | 19.75 in. (60.17 cm) | 1.91 in. (4.85 cm) | 1.35 in. (3.43 cm) | 1.15 in. (2.92 cm) | 25.25 lb. (11.45 kg) |  |
| Illuminated Models | Light Color | Length | Width | Height | Channel Width | Maximum OD | Weight | Prop 65 |
| FF5X125BLUB-BLU | Blue | 32 in. (81.28 cm) | 19.75 in. (60.17 cm) | 1.91 in. (4.85 cm) | 1.35 in. (3.43 cm) | 1.15 in. (2.92 cm) | 25.25 lb. (11.45 kg) |  |
| FF5X125BLUB-R | Red | 32 in. (81.28 cm) | 19.75 in. (60.17 cm) | 1.91 in. (4.85 cm) | 1.35 in. (3.43 cm) | 1.15 in. (2.92 cm) | 25.25 lb. (11.45 kg) |  |
| FF5X125GB-BLU | Blue | 32 in. (81.28 cm) | 19.75 in. (60.17 cm) | 1.91 in. (4.85 cm) | 1.35 in. (3.43 cm) | 1.15 in. (2.92 cm) | 25.25 lb. (11.45 kg) |  |
| FF5X125GB-R | Red | 32 in. (81.28 cm) | 19.75 in. (60.17 cm) | 1.91 in. (4.85 cm) | 1.35 in. (3.43 cm) | 1.15 in. (2.92 cm) | 25.25 lb. (11.45 kg) |  |
| FF5X125OB-BLU | Blue | 32 in. (81.28 cm) | 19.75 in. (60.17 cm) | 1.91 in. (4.85 cm) | 1.35 in. (3.43 cm) | 1.15 in. (2.92 cm) | 25.25 lb. (11.45 kg) |  |
| FF5X125OB-R | Red | 32 in. (81.28 cm) | 19.75 in. (60.17 cm) | 1.91 in. (4.85 cm) | 1.35 in. (3.43 cm) | 1.15 in. (2.92 cm) | 25.25 lb. (11.45 kg) |  |
| FF5X125YB-BLU | Blue | 32 in. (81.28 cm) | 19.75 in. (60.17 cm) | 1.91 in. (4.85 cm) | 1.35 in. (3.43 cm) | 1.15 in. (2.92 cm) | 25.25 lb. (11.45 kg) |  |
| FF5X125YB-R | Red | 32 in. (81.28 cm) | 19.75 in. (60.17 cm) | 1.91 in. (4.85 cm) | 1.35 in. (3.43 cm) | 1.15 in. (2.92 cm) | 25.25 lb. (11.45 kg) |  |

 **WARNING:** Cancer and Reproductive Harm - www.P65Warnings.ca.gov. See pg 63.

5-CHANNEL LIGHT DUTY BUMBLE BEE®

5-CHANNEL LIGHT DUTY BUMBLE BEE® CABLE PROTECTOR with hinged lid provides a safer crossing in high volume traffic areas while protecting valuable electrical cables and hose lines from damage. This cable protector is available with either T-Connectors or Dog Bone Connectors. Made from all-weather polyurethane construction, BUMBLE BEE® Cable Protectors feature a diamond plate tread surface for maximum traction. Modular interlocking design is ideal for use in light entertainment and utility applications.

- Protects cables and hoses up to 1.25 in. outside dia.
- Available with either patented T-Connectors OR Dog Bone Connectors to extend to any desired length
- Reinforced hinged lid for easy cable placement
- Modular interlocking design
- Light duty - works great for general use

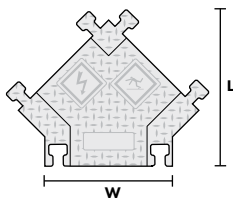


MODEL: BB5-125-T-BY

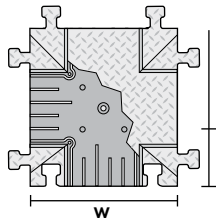


MODEL: BB5-125-D-BY

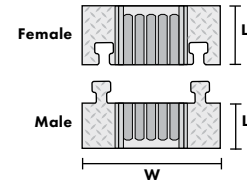
ACCESSORIES



45° "Y" CONNECTOR
MODEL: BB5Y-125-T
(T-CONNECTORS)




90° 4-WAY CROSS
MODEL: BB5X-125-T
(T-CONNECTORS)

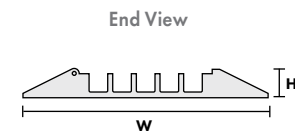
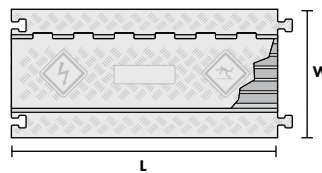


END CAPS (PAIR ONLY)
MODEL: BB5EB-125-T
(T-CONNECTORS)






SPECIFICATIONS


| | |
|---|--|
| LOAD CAPACITY <small>Max load tested at 70°F (21°C)</small> | 6,000 lb./Tire (2,722 kg) 12,000 lb./Axle (5,444 kg) |
| CHANNELS | 5 |
| MAXIMUM OD | 1.25 in. |
| CONNECTORS | T-Shaped OR Dog Bone |
| COLOR OPTIONS | BY  |

Reference page 3 for color option codes.



NOTE: Bumble Bee Cable Protectors with Dog Bone Connectors (model BB5-125-D) use the same accessories as the Yellow Jacket 5-Channel Cable Protector (model YJ5-125). Please refer to Yellow Jacket 5-Channel on Page 20 to see the accessories available for the Bumble Bee model BB5-125-D.

| Model | Description | Length | Width | Height | Channel Width | Maximum OD | Weight | Prop 65 |
|---------------|--------------------------|---------------------|---------------------|------------------|--------------------|--------------------|--------------------|---|
| BB5-125-T-BY | 5-CH LD BB CP w/T-Conn. | 36 in. (91.4 cm) | 17.5 in. (44.5 cm) | 2.0 in. (5.1 cm) | 1.25 in. (3.18 cm) | 1.25 in. (3.18 cm) | 21.0 lb. (9.53 kg) |  |
| BB5-125-D-BY | 5-CH LD BB CP w/DB-Conn. | 36 in. (91.4 cm) | 19.75 in. (50.2 cm) | 2.0 in. (5.1 cm) | 1.25 in. (3.18 cm) | 1.25 in. (3.18 cm) | 21.0 lb. (9.53 kg) |  |
| BB5Y-125-T-BY | 45° "Y" Connector | 19.5 in. (49.53 cm) | 18.0 in. (45.7 cm) | 2.0 in. (5.1 cm) | 1.25 in. (3.18 cm) | 1.25 in. (3.18 cm) | 12.0 lb. (5.44 kg) |  |
| BB5X-125-T-BY | 90° 4-WAY Cross | 17.5 in. (44.45 cm) | 18.0 in. (45.7 cm) | 2.0 in. (5.1 cm) | 1.25 in. (3.18 cm) | 1.25 in. (3.18 cm) | 12.0 lb. (5.44 kg) |  |
| BB5EB-125-T-Y | End Caps (Pair Only) | 4.8 in. (12.19 cm) | 18.0 in. (45.7 cm) | 2.0 in. (5.1 cm) | 1.25 in. (3.18 cm) | 1.25 in. (3.18 cm) | 7.0 lb. (3.18 kg) |  |

 **WARNING:** Cancer and Reproductive Harm - www.P65Warnings.ca.gov. See pg 63.

CABLE PROTECTOR TRANSPORT CARTS

LINEBACKER® CABLE PROTECTOR TRANSPORT CARTS are four wheel carts that allow one person to easily transport or store multiple GUARD DOG®, FIREFLY®, LINEBACKER® or YELLOW JACKET® Cable Protectors at one time. Carts speed up installations and provide safe, organized storage. These sturdy carts are constructed of rugged, tubular steel with a durable black powder-coat paint finish and are very easy to maneuver.

- Easy and convenient way to transport or store multiple cable protectors
- Rugged, tubular steel frame construction
- Durable black powder-coat paint finish
- Includes front wheel locks
- Transport or store up to 10 cable protectors
- Two each 8 in. solid rubber rear wheels
- Two each 5 in. molded-on rubber, swiveling front casters with wheel locks

MODEL: CT4W-ST



CART CAPACITY

Four Wheel Standard Cart with Front Wheel Locks for transporting or storing:

- Linebacker® CP5X125 (7 per cart)
- Linebacker® CP4X125 (7 per cart)
- Linebacker® CP3X225 (6 per cart)
- Linebacker® CP5X125-GP (10 per cart)
- Guard Dog® GD5X125 (10 per cart)
- Guard Dog® GD3X225 (6 per cart)
- FireFly® FF5X125 (10 per cart)
- Yellow Jacket® YJ5X-125 (10 per cart)
- Bumble Bee® BB5-125-T (10 per cart)
- Bumble Be® BB5-125-D (10 per cart)

| Model | Description | Length | Width | Height | Channel Width | Maximum OD | Weight | Prop 65 |
|---------|-------------------|------------------|------------------|-------------------|-------------------|--------------------|---------------------|---------|
| CT4W-ST | CP Transport Cart | 32 in. (81.3 cm) | 19 in. (48.3 cm) | 42 in. (106.7 cm) | 39 lbs. (17.7 kg) | 2.25 in. (5.72 cm) | 23.0 lb. (10.43 kg) | - |



Guard Dogs® in use at Silverston Speedway

LIGHT DUTY CABLE PROTECTORS

- Checkers' lightest weight cable protection options
- Solid construction for pedestrian traffic and light vehicle traffic
- Ideal for: Office, Light Industrial, Entertainment



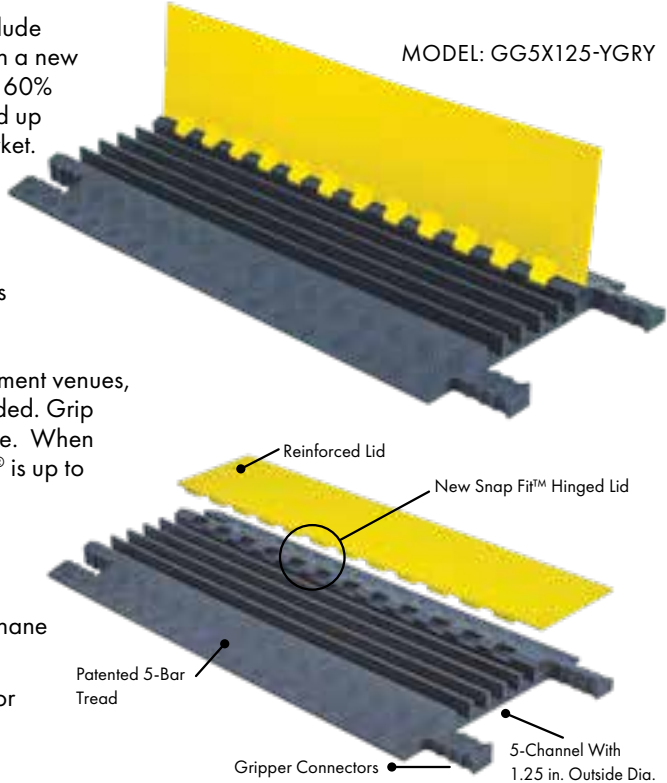
5-CHANNEL LIGHTWEIGHT GRIP GUARD®

5-CHANNEL LIGHTWEIGHT GRIP GUARD® CABLE PROTECTORS include many patent-pending features, including our “Gripper Connectors” with a new lightweight design. At a weight of only 12.75 lbs, Grip Guard® is up to 60% lighter than other leading polyurethane 5-channel cable protectors, and up to 75% lighter than other rubber 5-channel cable protectors on the market.


The Gripper Connector is ergonomically designed to fit your hand, which allows for easy handling and transport. This connector also locks multiple cable protectors tightly together to provide a safe crossing for vehicle and pedestrian traffic while protecting valuable electrical cables and hose lines.

This modular interlocking design is ideal for use in most public entertainment venues, light commercial, and utility applications where cable protection is needed. Grip Guard® Cable Protectors are made from maintenance free polyurethane. When compared to other rubber manufactured cable protectors, Grip Guard® is up to 75% lighter without compromising the required strength and durability.

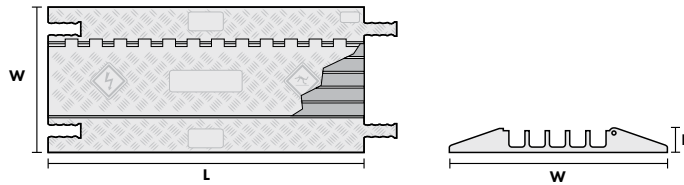
- Patented 5-Bar tread pattern for maximum traction
- Protects cables and hoses up to 1.25 in. outside diameter
- Made from tough, high impact absorbing, non-conductive polyurethane
- Resistant from oil, fuels and lubricants
- Recessed carrying handle molded in to the underside of the protector
- Optional Anti-Slip Traction Kits for use on carpet or slick surfaces
- Custom logo and colors available




SPECIFICATIONS


| | |
|---|--|
| LOAD CAPACITY <small>Max load tested at 70°F (21°C)</small> | 5,000 lb./Tire (2,267 kg) 10,000 lb./Axle (4,534 kg) |
| CHANNELS | 5 |
| MAXIMUM OD | 1.25 in. |
| CONNECTORS | Grip Connector |
| COLOR OPTIONS | YGRY  |

Reference page 3 for color option codes.







WARNING: Not intended for use with forklifts. Only light vehicle or pedestrian traffic.


| Model | Description | Length | Width | Height | Channel Width | Maximum OD | Weight | Prop 65 |
|--------------|---------------|------------------|----------------------|--------------------|--------------------|--------------------|---------------------|---|
| GG5X125-YGRY | 5-CH LW GG CP | 36 in. (91.4 cm) | 16.44 in. (41.76 cm) | 1.59 in. (4.04 cm) | 1.25 in. (3.18 cm) | 1.25 in. (3.18 cm) | 12.75 lb. (5.78 kg) |  |

 **WARNING:** Cancer and Reproductive Harm - www.P65Warnings.ca.gov. See pg 63.

ANTI-SLIP TRACTION KITS for Grip Guard 5-Channel

| Model | Description | Weight | Prop 65 |
|---------------|---|-------------------|---|
| CPRPKIT1-8 | Anti-Slip Rubber Pad Kit for Grip Guard Cable Protectors (includes 8 anti-slip rubber pads) | .11 lb. (.05 kg) |  |
| CPGLUE | ½ oz. Bottle of Checkers' Clear Super Glue (best if kept refrigerated). Use for permanent application of Anti-Slip Rubber Pads | .07 lb. (.032 kg) |  |
| CPCARPETKIT-3 | Carpet Kit with VELCRO® Brand Fasteners for all Guard Dog Low Profile Protectors with Standard Ramps (includes two 37 in. x .25 in. Black Traction Strips and a ½ oz. Bottle of Checkers' Clear Super Glue) | .09 lb. (.041 kg) |  |

 **WARNING:** Cancer and Reproductive Harm - www.P65Warnings.ca.gov. See pg 63.



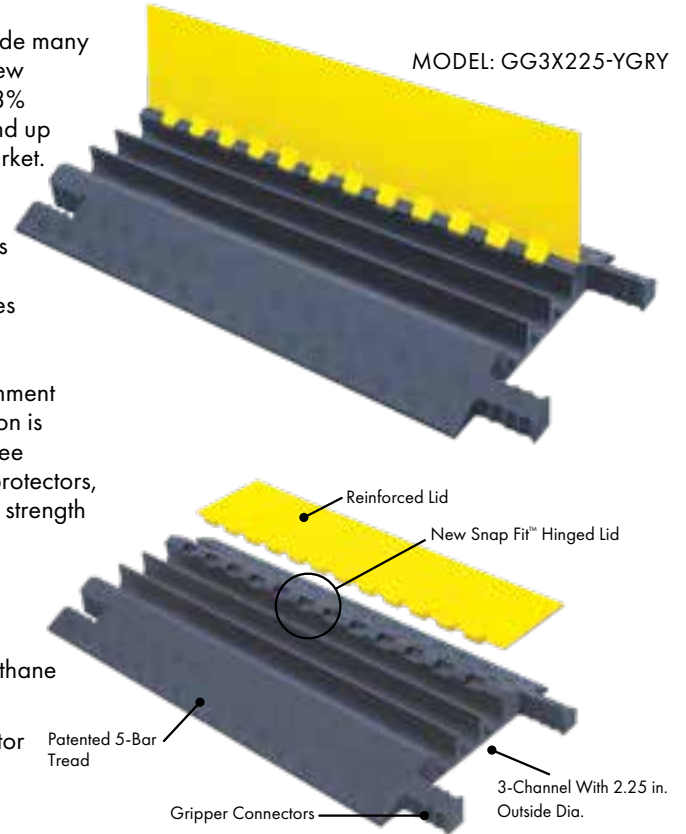
3-CHANNEL LIGHTWEIGHT GRIP GUARD®

3-CHANNEL LIGHT DUTY GRIP GUARD® CABLE PROTECTORS include many patent-pending features, including our "Gripper Connectors" with a new lightweight design. At a weight of only 23 lbs, Grip Guard® is up to 33% lighter than other leading polyurethane 3-channel cable protectors, and up to 50% lighter than other rubber 3-channel cable protectors on the market.


The Gripper Connector is ergonomically designed to fit your hand, which allows for easy handling and transport. This connector also locks multiple cable protectors tightly together to provide a safe crossing for vehicle and pedestrian traffic while protecting valuable electrical cables and hose lines.

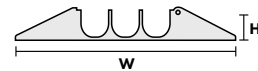
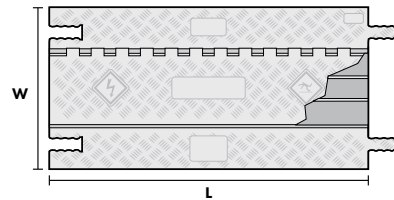
This modular interlocking design is ideal for use in most public entertainment venues, light commercial, and utility applications where cable protection is needed. Grip Guard® Cable Protectors are made from maintenance free polyurethane. When compared to other rubber manufactured cable protectors, GRIP GUARD® is up to 50% lighter without compromising the required strength and durability.

- Patented 5-Bar tread pattern for maximum traction
- Protects cables and hoses up to 2.25 in. outside diameter
- Made from tough, high impact absorbing, non-conductive polyurethane
- Resistant from oil, fuels and lubricants
- Recessed carrying handle molded in to the underside of the protector
- Optional Anti-Slip Traction Kit for use on slick surfaces
- Custom logo and colors available




SPECIFICATIONS

| | |
|--|--|
| LOAD CAPACITY Max load tested at 70°F (21°C) | 5,000 lb./Tire (2,267 kg) 10,000 lb./Axle (4,534 kg) |
| CHANNELS | 3 |
| MAXIMUM OD | 2.25 in. |
| CONNECTORS | Gripper Connector |
| COLOR OPTIONS | YGRY  |






Reference page 3 for color option codes.


WARNING: Not intended for use with forklifts. Only light vehicle or pedestrian traffic.

| Model | Description | Length | Width | Height | Channel Width | Maximum OD | Weight | Prop 65 |
|--------------|---------------|-------------------|--------------------|--------------------|--------------------|---------------------|---------------------|---|
| GG3X225-YGRY | 3-CH LW GG CP | 36 in. (91.44 cm) | 2.69 in. (6.83 cm) | 2.25 in. (5.72 cm) | 2.25 in. (5.72 cm) | 23.0 lb. (10.43 kg) | 12.75 lb. (5.78 kg) |  |

 **WARNING:** Cancer and Reproductive Harm - www.P65Warnings.ca.gov. See pg 63.

ANTI-SLIP TRACTION KITS for 3-Channel Grip Guard®

| Model | Description | Weight | Prop 65 |
|---------------|---|-------------------|---|
| CPRPKIT1-8 | Anti-Slip Rubber Pad Kit for Grip Guard Cable Protectors (includes 8 anti-slip rubber pads) | .11 lb. (.05 kg) |  |
| CPGLUE | ½ oz. Bottle of Checkers' Clear Super Glue (best if kept refrigerated). Use for permanent application of Anti-Slip Rubber Pads | .07 lb. (.032 kg) |  |
| CPCARPETKIT-3 | Carpet Kit with VELCRO® Brand Fasteners for all Guard Dog Low Profile Protectors with Standard Ramps (includes two 37 in. x .25 in. Black Traction Strips and a ½ oz. Bottle of Checkers' Clear Super Glue) | .09 lb. (.041 kg) |  |




 **WARNING:** Cancer and Reproductive Harm - www.P65Warnings.ca.gov. See pg 63.

LIGHTWEIGHT DROP-OVER FASTLANE®




FASTLANE® LIGHTWEIGHT Drop-Over Protectors are made from durable polyurethane and feature heavy duty, patented L-Connectors for easily attaching additional protectors to extend to any desired length. Patented 5-bar tread plate surface provides maximum traction for carts and pedestrian traffic. These low profile protectors fit multiple cable sizes and are compact for easy setup, disassembly and storage.

MODEL: FL1X1.5-O

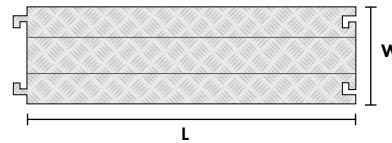
- Protects cables and hoses up to 1 in. outside dia.
- Patented L-Connectors to extend to any length
- For lightweight vehicles and pedestrian traffic
- Patented 5-bar tread surface for maximum traction
- Universal safety colors (UV stabilized)
- Modular interlocking design for easy setup



SPECIFICATIONS

| | |
|---|---|
| LOAD CAPACITY <small>Max load tested at 70°F (21°C)</small> | 1,050 lb./Tire (477 kg) 2,100 lb./Axle (954 kg) |
| CONNECTORS | L-Connector |
| COLOR OPTIONS | O/B/Y    |

Reference page 3 for color option codes.



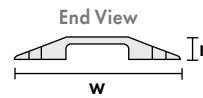
1-CHANNEL LIGHTWEIGHT DROP-OVER FASTLANE®









MODEL: FL1X1.5-O



90° CORNER
MODEL: FL90LT 1X4-O



| Model | Description | Length | Width | Height | Channel Width | Maximum OD | Weight | Prop 65 |
|--------------------------------|-----------------|-------------------|----------------------|-------------------|-------------------|------------------|------------------|---|
| FL1X1.5* | 1.5 in. Channel | 36 in. (91.44 cm) | 5.25 in. (13.33 cm) | .75 in. (1.9 cm) | 1.5 in. (3.81 cm) | .5 in. (1.27 cm) | 3 lb. (1.4 kg) |  |
| FL45LT 1X1.5* FL45RT 1X1.5* | 45° Turn (L/R) | 7 in. (17.78 cm) | 5.25 in. (13.33 cm) | .75 in. (1.9 cm) | 1.5 in. (3.81 cm) | .5 in. (1.27 cm) | 1 lb. (.46 kg) |  |
| FL90LT 1X1.5* FL90RT 1X1.5* | 90° Turn (L/R) | 7 in. (17.78 cm) | 7 in. (17.78 cm) | .75 in. (1.9 cm) | 1.5 in. (3.81 cm) | .5 in. (1.27 cm) | 1.8 lb. (.82 kg) |  |
| FL1X4* | 4 in. Channel | 36 in. (91.44 cm) | 10.75 in. (27.30 cm) | 1.5 in. (3.81 cm) | 4 in. (10.16 cm) | 1 in. (2.54 cm) | 8 lb. (3.6 kg) |  |
| FL45LT 1X4* FL45RT 1X4* | 45° Turn (L/R) | 12 in. (30.48 cm) | 10.25 in. (26.04 cm) | 1.5 in. (3.81 cm) | 4 in. (10.16 cm) | 1 in. (2.54 cm) | 4 lb. (1.9 kg) |  |
| FL90LT 1X4* FL90RT 1X4* | 90° Turn (L/R) | 12 in. (30.48 cm) | 12 in. (30.48 cm) | 1.5 in. (3.81 cm) | 4 in. (10.16 cm) | 1 in. (2.54 cm) | 6 lb. (2.8 kg) |  |

*Specify color option after model number

 **WARNING:** Cancer and Reproductive Harm - www.P65Warnings.ca.gov. See pg 63.

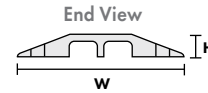
2-CHANNEL LIGHTWEIGHT DROP-OVER FASTLANE®



MODEL: FL2X1.75-B



90° CORNER
MODEL: FL90LT 2X1.75-O




| Model | Description | Length | Width | Height | Channel Width | Maximum OD | Weight | Prop 65 |
|----------------------------------|------------------|-------------------|----------------------|-------------------|--------------------|-----------------|----------------|---------|
| FL2X1.75* | 1.75 in. Channel | 36 in. (91.44 cm) | 10.75 in. (27.3 cm) | 1.5 in. (3.81 cm) | 1.75 in. (4.45 cm) | 1 in. (2.54 cm) | 9 lb. (4.2 kg) | ⚠ |
| FL45LT 2X1.75* FL45RT 2X1.75* | 45° Turn (L/R) | 12 in. (30.48 cm) | 10.25 in. (26.04 cm) | 1.5 in. (3.81 cm) | 1.75 in. (4.45 cm) | 1 in. (2.54 cm) | 4 lb. (1.9 kg) | ⚠ |
| FL90LT 2X1.75* FL90RT 2X1.75* | 90° Turn (L/R) | 12 in. (30.48 cm) | 12 in. (30.48 cm) | 1.5 in. (3.81 cm) | 1.75 in. (4.45 cm) | 1 in. (2.54 cm) | 6 lb. (2.8 kg) | ⚠ |

*Specify color option after model number

⚠ **WARNING:** Cancer and Reproductive Harm - www.P65Warnings.ca.gov. See pg 63.

ANTI-SLIP TRACTION KITS for Lightweight Drop-Over FastLane®

| Model | Description | Weight | Prop 65 |
|---------------|---|----------------------|---------|
| CPRPKIT.75-18 | Anti-Slip Rubber Pad Kit (includes 18 rubber pads) for FL1X1.5 | .11 lb. (.05 kg) | ⚠ |
| CPRPKIT1-8 | Anti-Slip Rubber Pad Kit for Grip Guard Cable Protectors (includes 8 anti-slip rubber pads) | .11 lb. (.05 kg) | ⚠ |
| CPGLUE | ½ oz. Bottle of Checkers' Clear Super Glue (best if kept refrigerated). Use for permanent application of Anti-Slip Rubber Pads | .07 lb. (.032 kg) | ⚠ |
| CPCARPETKIT-3 | Carpet Kit with VELCRO® Brand Fasteners for all Guard Dog Low Profile Protectors with Standard Ramps (includes two 37 in. x .25 in. Black Traction Strips and a ½ oz. Bottle of Checkers' Clear Super Glue) | .09 lb. (.041 kg) | ⚠ |



⚠ **WARNING:** Cancer and Reproductive Harm - www.P65Warnings.ca.gov. See pg 63.



RUBBER DUCT PROTECTORS

RUBBER DUCT SYSTEMS protect and hide valuable cords and cables located in walkways or work areas. These non-metallic, flexible, industrial-grade rubber protectors are extremely durable, easy to install, and organize portable cords and cables while reducing trip hazards. Fits multiple cable sizes. Available in 5 ft. or 10 ft. lengths and can be slit on the bottom for easy cord insertion. Rubber Duct protectors feature grooved underside for better traction. Optional Carpet Kit with VELCRO® Brand Fasteners also available for added traction.

- Reduces tripping hazards
- Protects and organizes portable cords and cables
- Non-metallic, industrial-grade rubber construction
- Multiple sizes for various cable diameters
- Grooved underside for better traction
- Optional Connector Kit available for most sizes

OPTIONAL CONNECTOR KIT



OPTIONAL CARPET KIT



| Model | Description | Weight | Prop 65 |
|----------------|---|-------------------|---------|
| CPCARPETKIT-5 | Carpet Kit with VELCRO® Brand Fasteners for 5 ft. Rubber Duct Protectors (includes two 61 in. x .25 in. Black Traction Strips and a ½ oz. Bottle of Checkers' Clear Super Glue) | .09 lb. (.041 kg) | ⚠ |
| CPCARPETKIT-10 | Carpet Kit with VELCRO® Brand Fasteners for 10 ft. Rubber Duct Protectors (includes two 121 in. x .25 in. Black Traction Strips and a ½ oz. Bottle of Checkers' Clear Super Glue) | .12 lb. (.054 kg) | ⚠ |

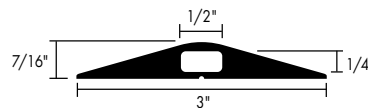
⚠ **WARNING:** Cancer and Reproductive Harm - www.P65Warnings.ca.gov. See pg 63.

RFD1

- Single channel protector for a phone line or small 14 through 22 gauge wire
- Can be slit if necessary (supplied unslit)

| Model | Description | Color | Weight Per Length | Prop 65 |
|---------|---------------|-------|-------------------|---------|
| RFD1-10 | 10 ft. Length | B | 4.60 lb. (2.1 kg) | ⚠ |

⚠ **WARNING:** Cancer and Reproductive Harm - www.P65Warnings.ca.gov. See pg 63.



MODEL: RFD1-10

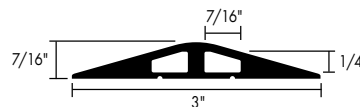


RFD2

- Two-channel protector multiple communication lines or 14 through 22 gauge wire
- Can be slit if necessary (supplied unslit)

| Model | Description | Color | Weight Per Length | Prop 65 |
|---------|---------------|-------|-------------------|---------|
| RFD2-10 | 10 ft. Length | B | 3.70 lb. (1.7 kg) | ⚠ |

⚠ **WARNING:** Cancer and Reproductive Harm - www.P65Warnings.ca.gov. See pg 63.



MODEL: RFD2-10

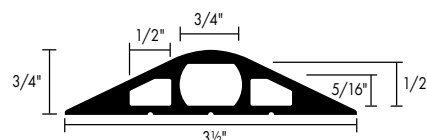


RFD3

- Center channel sized to fit standard power cords and CAT5 cable
- Protector must be slit for standard power cords due to size of plug connectors (supplied unslit)

| Model | Description | Color | Weight Per Length | Prop 65 |
|---------|---------------|-------|-------------------|---------|
| RFD3-10 | 10 ft. Length | B | 6.85 lb. (3.2 kg) | ⚠ |

⚠ **WARNING:** Cancer and Reproductive Harm - www.P65Warnings.ca.gov. See pg 63.



MODEL: RFD3-10

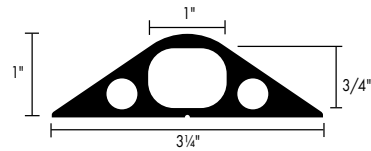


RFD4

- Large channel size can accommodate multiple cables and some power plug connectors
- Can be slit if necessary (supplied unslit)

| Model | Description | Color | Weight Per Length | Prop 65 |
|-----------|--|-------|-------------------|---------|
| RFD4-10 | 10 ft. Length | B | 9.3 lb. (4.3 kg) | ⚠ |
| RFDCN-3/8 | Optional Connector Kit (Includes two connectors) | | | ⚠ |

⚠ **WARNING:** Cancer and Reproductive Harm - www.P65Warnings.ca.gov. See pg 63.



MODEL: RFD4-10

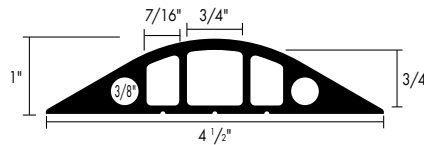


RFD5

- Three-channel protector for multiple cable applications
- Can be slit if necessary (supplied unslit)

| Model | Description | Color | Weight Per Length | Prop 65 |
|-----------|--|-------|--------------------|---------|
| RFD5-5 | 5 ft. Length | B | 6.20 lb. (2.8 kg) | ⚠ |
| RFD5-10 | 10 ft. Length | B | 12.40 lb. (5.7 kg) | ⚠ |
| RFDCN-3/8 | Optional Connector Kit (Includes two connectors) | | | ⚠ |

⚠ **WARNING:** Cancer and Reproductive Harm - www.P65Warnings.ca.gov. See pg 63.



MODEL: RFD5-10

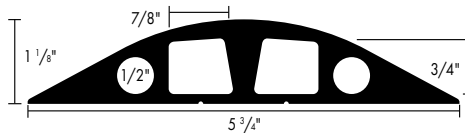


RFD6

- Large two-channel protector ideal for most multiple cable applications
- Can be slit if necessary (supplied unslit)

| Model | Description | Color | Weight Per Length | Prop 65 |
|-----------|--|-------|--------------------|---------|
| RFD6-5 | 5 ft. Length | B | 9.15 lb. (4.2 kg) | ⚠ |
| RFD6-10 | 10 ft. Length | B | 18.30 lb. (8.4 kg) | ⚠ |
| RFDCN-1/2 | Optional Connector Kit (Includes two connectors) | | | ⚠ |

⚠ **WARNING:** Cancer and Reproductive Harm - www.P65Warnings.ca.gov. See pg 63.



MODEL: RFD6-10

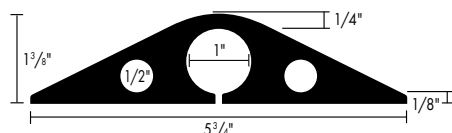


RFD7

- Heavy duty single channel protector for cable and hose lines up to 1 in. diameter
- Slit at bottom

| Model | Description | Color | Weight Per Length | Prop 65 |
|-----------|--|-------|-------------------|---------|
| RFD7-5 | 5 ft. Length | B | 11.4 lb. (5.2 kg) | ⚠ |
| RFDCN-1/2 | Optional Connector Kit (Includes two connectors) | | | ⚠ |

⚠ **WARNING:** Cancer and Reproductive Harm - www.P65Warnings.ca.gov. See pg 63.



MODEL: RFD7-5

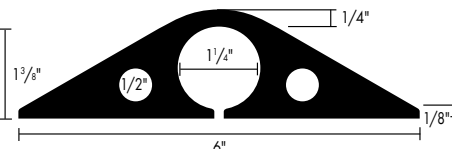


RFD8

- Heavy duty single channel protector for cable and hose lines up to 1.25 in. diameter
- Slit at bottom

| Model | Description | Color | Weight Per Length | Prop 65 |
|-----------|--|-------|-------------------|---------|
| RFD8-5 | 5 ft. Length | B | 14.6 lb. (6.7 kg) | ⚠ |
| RFDCN-1/2 | Optional Connector Kit (Includes two connectors) | | | ⚠ |

⚠ **WARNING:** Cancer and Reproductive Harm - www.P65Warnings.ca.gov. See pg 63.



MODEL: RFD8-5

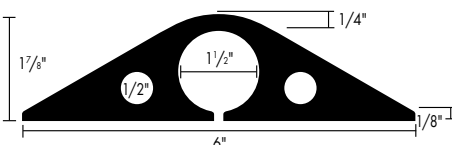


RFD9

- Heavy duty single channel protector for cable and hose lines up to 1.5 in. diameter
- Slit at bottom

| Model | Description | Color | Weight Per Length | Prop 65 |
|-----------|--|-------|--------------------|---------|
| RFD9-5 | 5 ft. Length | B | 15.33 lb. (7.0 kg) | ⚠ |
| RFDCN-1/2 | Optional Connector Kit (Includes two connectors) | | | ⚠ |

⚠ **WARNING:** Cancer and Reproductive Harm - www.P65Warnings.ca.gov. See pg 63.



MODEL: RFD9-5



CABLE PROTECTORS IN ACTION

THE CHECKERS COMPANY VISION:

Checkers Safety Group is committed to providing revolutionary product designs and visionary safety solutions that protect people, assets, and the environment.



Guard Dogs® in use with a power distribution box



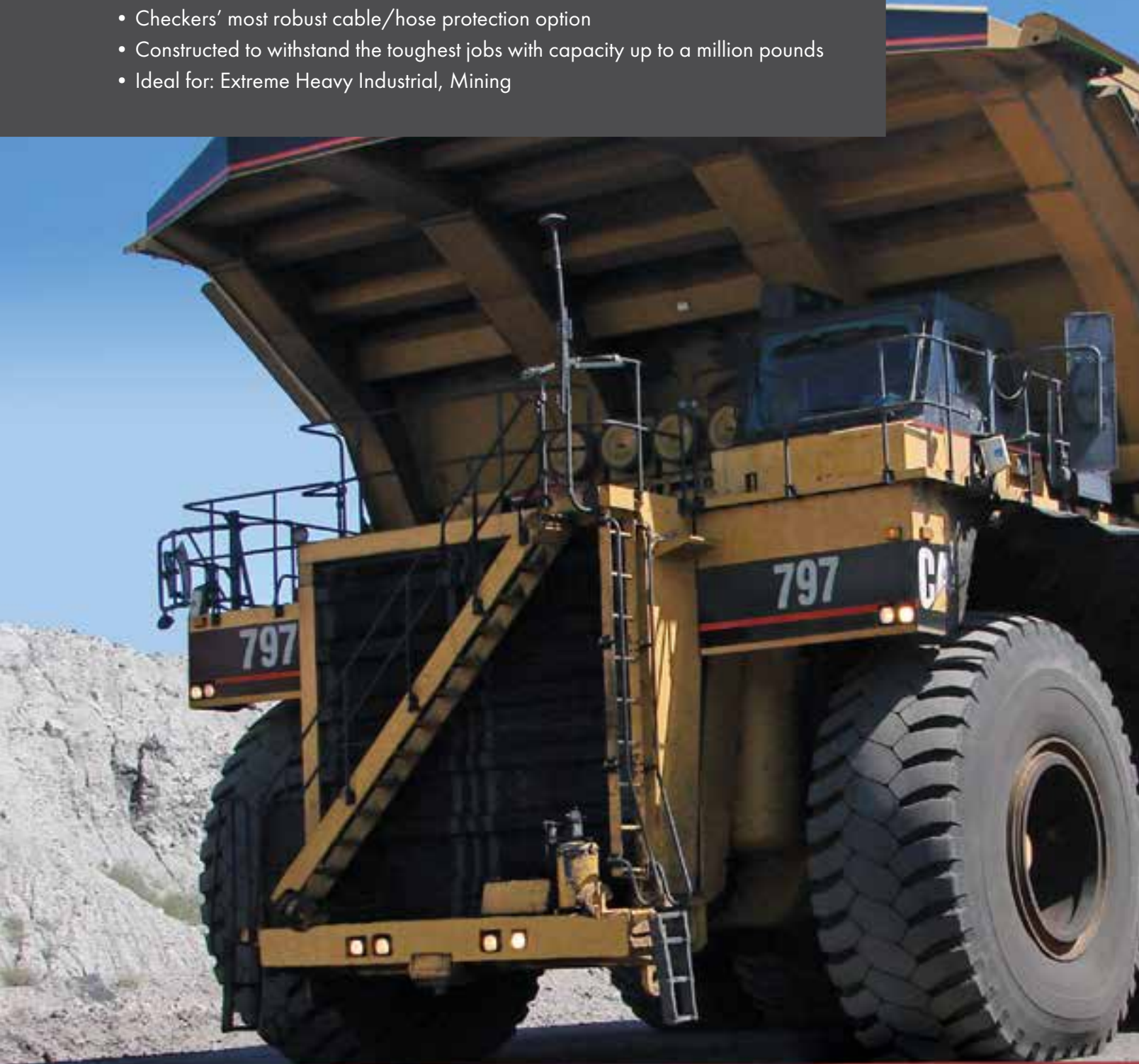
Yellow Jacket® in use on the NASA Orion Capsule service module
(Photo by NASA)



Diamondback® Hose Bridges in use at a fire training facility

EXTREME HEAVY DUTY CABLE PROTECTORS

- Checkers' most robust cable/hose protection option
- Constructed to withstand the toughest jobs with capacity up to a million pounds
- Ideal for: Extreme Heavy Industrial, Mining



5-CHANNEL, 3.75 in. HEAVY DUTY YELLOW JACKET®


5-CHANNEL, 3.75 INCH HEAVY DUTY YELLOW JACKET® CABLE PROTECTOR with hinged lid provides a safer crossing in high volume traffic areas while protecting valuable electrical cables and hose lines from damage. Modular interlocking design is ideal for use in industrial and heavy duty applications.

- Protects cables and hoses up to 3.75 in. outside dia.
- The “original” cable protector
- Dog Bone Connectors to extend to any desired length
- Thick lid and base allow for high volume of traffic
- Hinged lid for easy cable placement
- Modular interlocking design

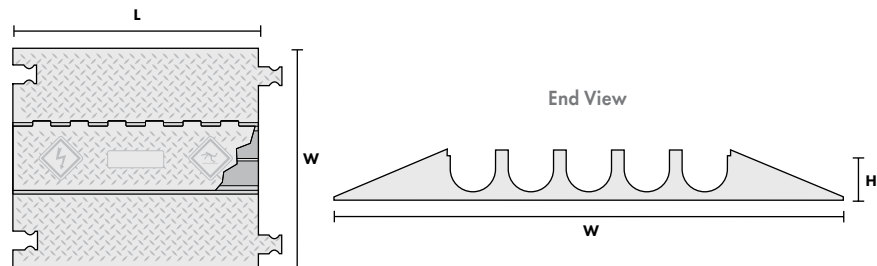



MODEL: YJ5-400-YB

SPECIFICATIONS

| | |
|--|--|
| LOAD CAPACITY Max load tested at 70°F (21°C) | 7,990 lb./Tire (3,624 kg) 15,980 lb./Axle (7,248 kg) |
| CHANNELS | 5 |
| MAXIMUM OD | 3.75 in. |
| CONNECTORS | Dog Bone |
| COLOR OPTIONS | YB  |

Reference page 3 for color option codes.




| Model | Description | Length | Width | Height | Channel Width | Maximum OD | Weight | Prop 65 |
|------------|-------------------------|---------------------|----------------------|---------------------|---------------------|--------------------|--------------------|---|
| YJ5-400-YB | 5-CH, 3.75 in. HD YP CP | 35.75 in. (90.8 cm) | 57.25 in. (145.4 cm) | 5.125 in. (14.9 cm) | 3.875 in. (9.84 cm) | 3.75 in. (9.53 cm) | 200 lb. (90.72 kg) |  |

 **WARNING:** Cancer and Reproductive Harm - www.P65Warnings.ca.gov. See pg 63.

1-CHANNEL, 5 IN. HEAVY DUTY YELLOW JACKET®


1-CHANNEL, 5 INCH HEAVY DUTY YELLOW JACKET® CABLE PROTECTORS with hinged lid protect valuable large electrical cables and hose lines from damage while providing a safer crossing in high volume traffic areas. Modular interlocking design is ideal for extremely heavy duty industrial areas.

- Protects cables and hoses up to 5 in. outside dia.
- The "original" cable protector
- Dog Bone Connectors to extend to any desired length
- Thick lid and base allow for
- high volume of traffic
- Hinged lid for easy cable placement
- Modular interlocking design

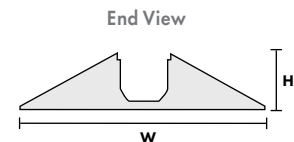
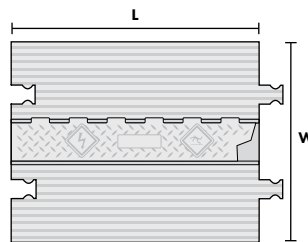



MODEL: YJ1-500-YB


SPECIFICATIONS

| | |
|--|--|
| LOAD CAPACITY Max load tested at 70°F (21°C) | 9,435 lb./Tire (4,259 kg) 18,870 lb./Axle (8,518 kg) |
| CHANNELS | 1 |
| MAXIMUM OD | 5 in. |
| CONNECTORS | Dog Bone |
| COLOR OPTIONS | YB  |

Reference page 3 for color option codes.



| Model | Description | Length | Width | Height | Channel Width | Maximum OD | Weight | Prop 65 |
|------------|----------------------|-------------------|----------------------|----------------------|-----------------|-----------------|------------------|---|
| YJ1-500-YB | 1-CH, 5 in. HD YP CP | 36 in. (91.44 cm) | 26.75 in. (67.95 cm) | 5.875 in. (14.92 cm) | 5 in. (12.7 cm) | 5 in. (12.7 cm) | 92 lb. (41.7 kg) |  |

 **WARNING:** Cancer and Reproductive Harm - www.P65Warnings.ca.gov. See pg 63.

EXTREME CROSSOVER SYSTEMS

EXTREME CROSSOVER PADS provide protection for electrical cables used in mining and construction. Durable urethane construction withstands thousands of pounds of weight and endures constant pounding, impact and abrasion caused by haul trucks and falling rocks. Extensively tested and proven to be oil, chemical, abrasion, cut/tear and temperature resistant.

Types 3 and 4 feature molded-in through-holes for tow chain attachment (chain not included). Type 5 includes heavy duty chain handle on each side. Crossover sections can be connected together for any length required. The use of crossover pads greatly improves safety and eliminates the cost and labor of burying, rerouting, or stringing cables overhead. Custom lengths available up to 50 ft. on Type 5 models.

- Protects cables & hoses in mining and construction
- Made from durable urethane that withstands over a million pounds gross vehicle weight
- Impact and abrasion resistant to trucks and falling rock
- Eliminates cost of trenching or rerouting cables
- Protects cables and hoses up to 5.5 in. outside diameter

TYPE 1 & 2: Feature molded-in hand holds for ease of placement.

TYPE 3 & 4: Feature two molded-through 1 inch holes for fastening together multiple pad sections using wire rope (wire rope not included). CLOSURE STRIPS SOLD SEPARATELY.

TYPE 5: Feature steel framework throughout and molded-in chains at both ends for moving. One and two channel options offered. Closure strip included and available in lengths up to 10 feet.



400-ton haul truck drives over an Extreme Crossover Pad

WARNING: Crossover pads are for rubber-tired vehicles only and are not for equipment with metal tracks.

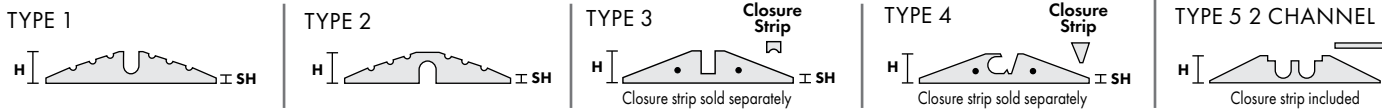
NOTE: Please make your product selection carefully. **Extreme Crossover Systems are non-returnable.**

SPECIFICATIONS






COLOR OPTIONS O / B 


Reference page 3 for color option codes.

End Views



TYPES 1, 2, 3 & 4

| Model | Description | Length | Width | Height | Step Height | Slot Size | Clr. | Weight | Prop 65 |
|-------------|---------------|--------------------|-------------------|--------------------|------------------|-------------------|------|--------------------|---|
| XO118-2 | Type 1 | 24 in. (61.0 cm) | 18 in. (45.7 cm) | 4.5 in. (11.4 cm) | 1 in. (2.5 cm) | 2.5 in. (6.4 cm) | O | 37 lb. (16.8 kg) |  |
| XO218-2 | Type 2 | 24 in. (61.0 cm) | 18 in. (45.7 cm) | 4.5 in. (11.4 cm) | 1 in. (2.5 cm) | 3.0 in. (7.6 cm) | O | 37 lb. (16.8 kg) |  |
| XO342-10 | Type 3 | 120 in. (304.8 cm) | 42 in. (106.7 cm) | 7 in. (17.8 cm) | .75 in. (1.9 cm) | 3.5 in. (8.9 cm) | O | 852 lb. (386.5 kg) |  |
| XO342-CS-10 | Closure Strip | 120 in. (304.8 cm) | 3.43 in. (8.7 cm) | 3.3 in. (8.4 cm) | N/A | N/A | O | 50 lb. (22.7 kg) |  |
| XO436-8 | Type 4 | 96 in. (243.8 cm) | 36 in. (91.4 cm) | 5 in. (12.7 cm) | .75 in. (1.9 cm) | 3.25 in. (8.3 cm) | O | 415 lb. (188.2 kg) |  |
| XO436-CS-8 | Closure Strip | 96 in. (243.8 cm) | 3.25 in. (8.3 cm) | 3.375 in. (8.6 cm) | N/A | N/A | O | 44 lb. (20 kg) |  |
| XO436-10 | Type 4 | 120 in. (304.8 cm) | 36 in. (91.4 cm) | 5 in. (12.7 cm) | .75 in. (1.9 cm) | 3.25 in. (8.3 cm) | O | 518 lb. (235 kg) |  |
| XO436-CS-10 | Closure Strip | 120 in. (304.8 cm) | 3.25 in. (8.3 cm) | 3.375 in. (8.6 cm) | N/A | N/A | O | 55 lb. (25 kg) |  |
| XO442-8 | Type 4 | 96 in. (243.8 cm) | 42 in. (106.7 cm) | 7 in. (17.8 cm) | .75 in. (1.9 cm) | 4.5 in. (11.4 cm) | O | 610 lb. (277 kg) |  |

 **WARNING:** Cancer and Reproductive Harm - www.P65Warnings.ca.gov. See pg 63.

TYPES 1, 2, 3 & 4 (continued)

| Model | Description | Length | Width | Height | Step Height | Slot Size | Clr. | Weight | Prop 65 |
|-------------|---------------|--------------------|-------------------|---------------------|------------------|-------------------|------|-------------------|---------|
| XO442-CS-8 | Closure Strip | 96 in. (243.8 cm) | 4.5 in. (11.4 cm) | 5.375 in. (13.7 cm) | N/A | N/A | O | 84 lb. (38.2 kg) | |
| XO442-10 | Type 4 | 120 in. (304.8 cm) | 42 in. (106.7 cm) | 7 in. (17.8 cm) | .75 in. (1.9 cm) | 4.5 in. (11.4 cm) | O | 852 lb. (387 kg) | |
| XO442-CS-10 | Closure Strip | 120 in. (304.8 cm) | 4.5 in. (11.4 cm) | 5.375 in. (13.7 cm) | N/A | N/A | O | 105 lb. (47.6 kg) | |

TYPE 5 (1-CHANNEL)

| Model | Description | Length | Width | Height | Step Height | Slot Size | Color | Weight | Prop 65 |
|--------------|---------------|---------------------|----------------------|--------------------|------------------|-------------------|--------|---------------------|---------|
| XO35-3-1-L10 | Type 5 - 1-CH | 120 in. (304.8 cm) | 35.5 in. (90.17 cm) | 6.5 in. (16.51 cm) | .5 in. (1.27 cm) | 3.5 in. (8.9 cm) | O or B | 858 lb. (390 kg) | |
| XO35-3-1-L20 | Type 5 - 1-CH | 240 in. (609.6 cm) | 35.5 in. (90.17 cm) | 6.5 in. (16.51 cm) | .5 in. (1.27 cm) | 3.5 in. (8.9 cm) | O or B | 1,655 lb. (751 kg) | |
| XO35-3-1-L30 | Type 5 - 1-CH | 360 in. (914.4 cm) | 35.5 in. (90.17 cm) | 6.5 in. (16.51 cm) | .5 in. (1.27 cm) | 3.5 in. (8.9 cm) | O or B | 2,454 lb. (1114 kg) | |
| XO35-3-1-L40 | Type 5 - 1-CH | 480 in. (1219.2 cm) | 35.5 in. (90.17 cm) | 6.5 in. (16.51 cm) | .5 in. (1.27 cm) | 3.5 in. (8.9 cm) | O or B | 3,253 lb. (1476 kg) | |
| XO39-4-1-L10 | Type 5 - 1-CH | 120 in. (304.8 cm) | 39.5 in. (100.33 cm) | 7.5 in. (19.05 cm) | .5 in. (1.27 cm) | 4.5 in. (11.4 cm) | O or B | 1,027 lb. (466 kg) | |
| XO39-4-1-L20 | Type 5 - 1-CH | 240 in. (604.6 cm) | 39.5 in. (100.33 cm) | 7.5 in. (19.05 cm) | .5 in. (1.27 cm) | 4.5 in. (11.4 cm) | O or B | 1,995 lb. (905 kg) | |
| XO39-4-1-L30 | Type 5 - 1-CH | 360 in. (914.4 cm) | 39.5 in. (100.33 cm) | 7.5 in. (19.05 cm) | .5 in. (1.27 cm) | 4.5 in. (11.4 cm) | O or B | 2,964 lb. (1345 kg) | |
| XO39-4-1-L40 | Type 5 - 1-CH | 480 in. (1219.2 cm) | 39.5 in. (100.33 cm) | 7.5 in. (19.05 cm) | .5 in. (1.27 cm) | 4.5 in. (11.4 cm) | O or B | 3,932 lb. (1784 kg) | |
| XO43-5-1-L10 | Type 5 - 1-CH | 120 in. (304.8 cm) | 43.5 in. (110.49 cm) | 8.5 in. (21.59 cm) | .5 in. (1.27 cm) | 5.5 in. (14.0 cm) | O or B | 1,209 lb. (549 kg) | |
| XO43-5-1-L20 | Type 5 - 1-CH | 240 in. (609.6 cm) | 43.5 in. (110.49 cm) | 8.5 in. (21.59 cm) | .5 in. (1.27 cm) | 5.5 in. (14.0 cm) | O or B | 2,358 lb. (1070 kg) | |
| XO43-5-1-L30 | Type 5 - 1-CH | 360 in. (914.4 cm) | 43.5 in. (110.49 cm) | 8.5 in. (21.59 cm) | .5 in. (1.27 cm) | 5.5 in. (14.0 cm) | O or B | 3,509 lb. (1592 kg) | |
| XO43-5-1-L40 | Type 5 - 1-CH | 480 in. (1219.2 cm) | 43.5 in. (110.49 cm) | 8.5 in. (21.59 cm) | .5 in. (1.27 cm) | 5.5 in. (14.0 cm) | O or B | 4,659 lb. (2114 kg) | |

TYPE 5 (2-CHANNEL)


| Model | Description | Length | Width | Height | Step Height | Slot Size | Color | Weight | Prop 65 |
|--------------|---------------|---------------------|-------------------|--------------------|------------------|-------------------|--------|---------------------|---------|
| XO39-3-2-L10 | Type 5 - 2-CH | 120 in. (304.8 cm) | 39 in. (99.1 cm) | 6.5 in. (16.51 cm) | .5 in. (1.27 cm) | 3.5 in. (8.9 cm) | O or B | 915 lb. (416 kg) | |
| XO39-3-2-L20 | Type 5 - 2-CH | 240 in. (609.6 cm) | 39 in. (99.1 cm) | 6.5 in. (16.51 cm) | .5 in. (1.27 cm) | 3.5 in. (8.9 cm) | O or B | 1,771 lb. (804 kg) | |
| XO39-3-2-L30 | Type 5 - 2-CH | 360 in. (914.4 cm) | 39 in. (99.1 cm) | 6.5 in. (16.51 cm) | .5 in. (1.27 cm) | 3.5 in. (8.9 cm) | O or B | 2,628 lb. (1192 kg) | |
| XO39-3-2-L40 | Type 5 - 2-CH | 480 in. (1219.2 cm) | 39 in. (99.1 cm) | 6.5 in. (16.51 cm) | .5 in. (1.27 cm) | 3.5 in. (8.9 cm) | O or B | 3,484 lb. (1581 kg) | |
| XO47-4-2-L10 | Type 5 - 2-CH | 120 in. (304.8 cm) | 47 in. (119.4 cm) | 7.5 in. (19.05 cm) | .5 in. (1.27 cm) | 4.5 in. (11.4 cm) | O or B | 1,223 lb. (555 kg) | |
| XO47-4-2-L20 | Type 5 - 2-CH | 240 in. (604.6 cm) | 47 in. (119.4 cm) | 7.5 in. (19.05 cm) | .5 in. (1.27 cm) | 4.5 in. (11.4 cm) | O or B | 2,387 lb. (1083 kg) | |
| XO47-4-2-L30 | Type 5 - 2-CH | 360 in. (914.4 cm) | 47 in. (119.4 cm) | 7.5 in. (19.05 cm) | .5 in. (1.27 cm) | 4.5 in. (11.4 cm) | O or B | 3,552 lb. (1612 kg) | |
| XO47-4-2-L40 | Type 5 - 2-CH | 480 in. (1219.2 cm) | 47 in. (119.4 cm) | 7.5 in. (19.05 cm) | .5 in. (1.27 cm) | 4.5 in. (11.4 cm) | O or B | 4,716 lb. (2140 kg) | |
| XO51-5-2-L10 | Type 5 - 2-CH | 120 in. (304.8 cm) | 51 in. (133.6 cm) | 8.5 in. (21.59 cm) | .5 in. (1.27 cm) | 5.5 in. (14.0 cm) | O or B | 1,396 lb. (634 kg) | |
| XO51-5-2-L20 | Type 5 - 2-CH | 240 in. (609.6 cm) | 51 in. (133.6 cm) | 8.5 in. (21.59 cm) | .5 in. (1.27 cm) | 5.5 in. (14.0 cm) | O or B | 2,733 lb. (1240 kg) | |
| XO51-5-2-L30 | Type 5 - 2-CH | 360 in. (914.4 cm) | 51 in. (133.6 cm) | 8.5 in. (21.59 cm) | .5 in. (1.27 cm) | 5.5 in. (14.0 cm) | O or B | 4,070 lb. (1847 kg) | |
| XO51-5-2-L40 | Type 5 - 2-CH | 480 in. (1219.2 cm) | 51 in. (133.6 cm) | 8.5 in. (21.59 cm) | .5 in. (1.27 cm) | 5.5 in. (14.0 cm) | O or B | 5,407 lb. (2453 kg) | |

WARNING: Cancer and Reproductive Harm - www.P65Warnings.ca.gov. See pg 63.

2-CHANNEL EXTREME MODULAR CROSSOVER YELLOW JACKET® SYSTEM


YELLOW JACKET® 2-CHANNEL EXTREME MODULAR CROSSOVER SYSTEM with hinged lid provides a safer crossing in extreme heavy duty traffic areas while protecting valuable electrical cables and hose lines from damage. Durable urethane construction withstands the load of a 400-ton haul truck and endures the constant pounding, impact and abrasion caused by haul trucks and falling rocks. Load capacity of 800,000 lbs. Modular interlocking design is ideal for use in industrial and heavy duty applications.

MODEL: YJ2-400-YB

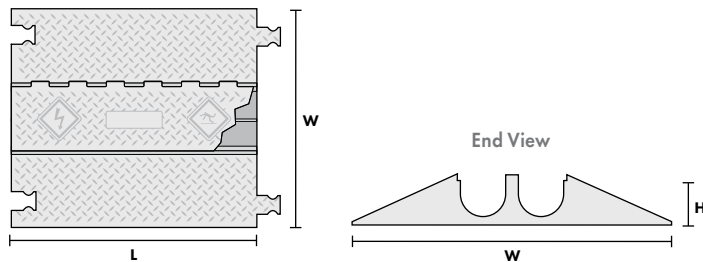


- Easily handles the load of a 400-ton haul truck
- Dog Bone Connectors to extend to any length
- Thick lid and base allow for high volume of traffic
- Hinged lid for easy cable placement
- Modular interlocking design


SPECIFICATIONS

| | |
|---|--|
| LOAD CAPACITY <small>Max load tested at 70°F (21°C)</small> | 800,000 lbs. (362,874 kg) Up to 4,000 lb. (1,814 kg)/tire |
| CHANNELS | 2 |
| MAXIMUM OD | 3.75 in. |
| CONNECTORS | Dog Bone |
| COLOR OPTIONS | YB  |

Reference page 3 for color option codes.



Yellow Jacket® Extreme Modular Crossover System in use at mine

| Model | Description | Length | Width | Height | Channel Width | Maximum OD | Weight | Prop 65 |
|------------|-----------------------------|---------------------|-----------------------|---------------------|---------------------|--------------------|-------------------|---|
| YJ2-400-YB | 2-CH EX YJ Crossover System | 35.75 in. (90.8 cm) | 42.125 in. (106.7 cm) | 5.125 in. (14.9 cm) | 3.875 in. (9.84 cm) | 3.75 in. (9.53 cm) | 147 lb. (66.7 kg) |  |

 **WARNING:** Cancer and Reproductive Harm - www.P65Warnings.ca.gov. See pg 63.

HOSE BRIDGE SYSTEMS

- Up to 10 in. tunnel options available
- Single unit or modular units available to deploy in any situation
- Ideal for creating a pedestrian/vehicle bridge where large diameter hoses/cables are needed



1-TUNNEL LARGE HOSE BRIDGE DIAMONDBACK® SYSTEMS

DIAMONDBACK® HOSE BRIDGE SYSTEMS provide protection for valuable cable and hose lines while ensuring a safer method of passage for vehicles. They replace wooden and metal fabricated ramps and can be used to protect lines up to 6.5 inches in diameter. High density, all-weather polyurethane construction protects from damage by physical pressure and reduces cable and hose maintenance and replacement costs. The lightweight, modular design of interlocking 16 inch wide sections provides multi-length flexibility. DIAMONDBACK® HOSE BRIDGE SYSTEMS are intended for temporary installations only.



- Protect large lines up to 6.5 in. outside diameter
- Single or multiple tunnel systems available
- Multiple sizes for various hose & cable diameters
- Reduces maintenance and replacement costs
- Modular interlocking design for easy setup, transport & storage
- Polyurethane construction is abrasion, impact and weather resistant with high load-bearing capacity
- Diamond-plate tread surface increases traction
- Yellow caution color for high visibility
- Built-in hand holds allow for handling with ease and double as attachment points for mounting brackets

WARNING: Vehicles crossing bridge system must have clearance of greater than bridge height.

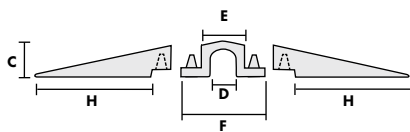
WARNING: Hose Bridges are for rubber tired vehicles only (not for equipment with metal tracks)

WARNING: Tunnel diameter does not take into consideration hose expansion

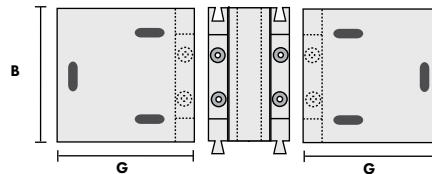
LOAD CAPACITY

| Model | Max Load Per Tire |
|---------|------------------------|
| UHB2025 | 23,700 lb. (10,750 kg) |
| UHB3035 | 19,800 lb. (8,981 kg) |
| UHB4045 | 19,300 lb. (8,754 kg) |
| UHB5060 | 17,100 lb. (7,757 kg) |

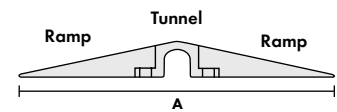
End View: Unassembled Components



Top View: Unassembled Components



End View: Assembled



Each Single Tunnel Modular Bridge System consists of 1 Tunnel and 2 Ramps

| Model | Description | A: Bridge Length | B: Bridge Width | C: Bridge Height | D: Tunnel Diameter | E: Tunnel Top Length | F: Tunnel Base Length | G: Ramp Top Length | H: Ramp Base Length | System Weight | Prop 65 |
|---------|--------------------------------|---------------------|------------------|--------------------|--------------------|----------------------|-----------------------|---------------------|---------------------|------------------|---------|
| UHB2025 | Bridge for up to 3 in. lines | 34.75 in. (88.7 cm) | 16 in. (40.6 cm) | 3.88 in. (9.9 cm) | 3 in. (7.62 cm) | 5.38 in. (13.9 cm) | 13.25 in. (33.8 cm) | 14.75 in. (37.7 cm) | 10.75 in. (27.5 cm) | 32 lb. (14.5 kg) | ⚠ |
| UHB3035 | Bridge for up to 3.5 in. lines | 38.25 in. (97.6 cm) | 16 in. (40.6 cm) | 4.63 in. (11.8 cm) | 3.5 in. (8.89 cm) | 6.5 in. (16.6 cm) | 14.38 in. (36.7 cm) | 16 in. (40.8 cm) | 12 in. (30.6 cm) | 40 lb. (18.1 kg) | ⚠ |
| UHB4045 | Bridge for up to 4.5 in. lines | 44 in. (111.8 cm) | 16 in. (40.6 cm) | 5.5 in. (14.1 cm) | 4.5 in. (11.43 cm) | 7.75 in. (19.8 cm) | 15.63 in. (39.9 cm) | 18.25 in. (46.6 cm) | 14.25 in. (36.4 cm) | 50 lb. (22.7 kg) | ⚠ |
| UHB5060 | Bridge for up to 6.5 in. lines | 60 in. (153.0 cm) | 16 in. (40.6 cm) | 8.13 in. (20.8 cm) | 7 in. (17.9 cm) | 9.13 in. (23.3 cm) | 18.25 in. (46.6 cm) | 25.5 in. (65.1 cm) | 20.88 in. (53.3 cm) | 92 lb. (41.7 kg) | ⚠ |

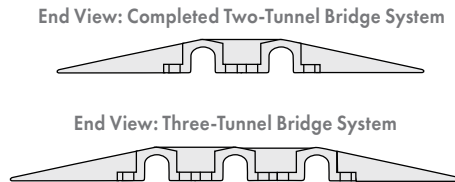
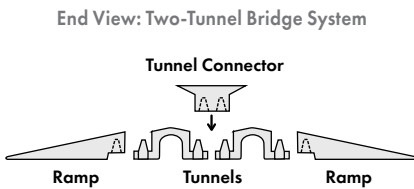
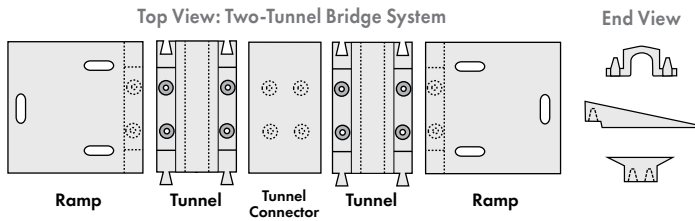
⚠ **WARNING:** Cancer and Reproductive Harm - www.P65Warnings.ca.gov. See pg 64.

CUSTOM BRIDGE SYSTEMS

DIAMONDBACK® HOSE BRIDGE SYSTEMS can be customized to any number of tunnels or length. Building a custom system is as easy as ordering tunnels connectors and the individual components separately.



Three-Tunnel Bridge System



LOAD CAPACITY

| Model | Max Load Per Tire |
|---------|------------------------|
| UHB2025 | 23,700 lb. (10,750 kg) |
| UHB3035 | 19,800 lb. (8,981 kg) |
| UHB4045 | 19,300 lb. (8,754 kg) |
| UHB5060 | 17,100 lb. (7,757 kg) |

CREATE A CUSTOM BRIDGE SYSTEM

3 INCH TUNNEL OPTIONS

| Model | Description | Weight | Prop 65 |
|------------------|--|-----------------|---------|
| UHB2025T (Each) | Tunnel only, for up to 3 in. lines | 15 lb. (6.8 kg) | ⚠ |
| UHB2025R (Pair) | Ramps only, for UHB2025 Tunnel | 18 lb. (8.2 kg) | ⚠ |
| UHB2025TC (Each) | Tunnel Connector only, for UHB2025T Tunnel | 11 lb. (5 kg) | ⚠ |

⚠ **WARNING:** Cancer and Reproductive Harm - www.P65Warnings.ca.gov. See pg 64.

3.5 INCH TUNNEL OPTIONS

| Model | Description | Weight | Prop 65 |
|------------------|--|-----------------|---------|
| UHB3035T (Each) | Tunnel only, for up to 3.5 in. lines | 17 lb. (7.7 kg) | ⚠ |
| UHB3035R (Pair) | Ramps only, for UHB3035 Tunnel | 22 lb. (10 kg) | ⚠ |
| UHB3035TC (Each) | Tunnel Connector only, for UHB3035T Tunnel | 16 lb. (7.3 kg) | ⚠ |

⚠ **WARNING:** Cancer and Reproductive Harm - www.P65Warnings.ca.gov. See pg 64.

4.5 INCH TUNNEL OPTIONS

| Model | Description | Weight | Prop 65 |
|------------------|--|------------------|---------|
| UHB4045T (Each) | Tunnel only, for up to 4.5 in. lines | 21 lb. (9.5 kg) | ⚠ |
| UHB4045R (Pair) | Ramps only, for UHB4045 Tunnel | 30 lb. (13.6 kg) | ⚠ |
| UHB4045TC (Each) | Tunnel Connector only, for UHB4045T Tunnel | 21 lb. (9.5 kg) | ⚠ |

⚠ **WARNING:** Cancer and Reproductive Harm - www.P65Warnings.ca.gov. See pg 64.

6.5 INCH TUNNEL OPTIONS

| Model | Description | Weight | Prop 65 |
|------------------|--|------------------|---------|
| UHB5060T (Each) | Tunnel only, for up to 6.5 in. lines | 32 lb. (6.8 kg) | ⚠ |
| UHB5060R (Pair) | Ramps only, for UHB5060 Tunnel | 58 lb. (26.3 kg) | ⚠ |
| UHB5060TC (Each) | Tunnel Connector only, for UHB5060T Tunnel | 26 lb. (11.8 kg) | ⚠ |

⚠ **WARNING:** Cancer and Reproductive Harm - www.P65Warnings.ca.gov. See pg 64.


100% RECYCLED PLASTIC HOSE BRIDGES

- Create a pedestrian/vehicle bridge anywhere
- Modular system that one person can carry and easily assemble
- Standard Bridge includes 2 female sections and 2 male sections which makes two complete ramps that can accommodate hoses up to 5 in. outside diameter
- Super Bridge includes 3 female sections and 3 male sections which makes two complete ramps that can accommodate hoses up to 10 in. outside diameter
- 100% recycled plastic construction
- Industrial grade




MODEL: CHHBS

To securely connect Hose Bridges, you must use the Hose Bridge Joiner (CH-HJ)

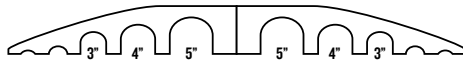
| | |
|---|---|
| LOAD CAPACITY <small>Max load tested at 70°F (21°C)</small> | Up to 14,000 lbs. /Axle (6,350 kg) |
| MAXIMUM OD | Standard: 5 in. / Super: 10 in. |
| COLOR OPTIONS | B  |

Reference page 3 for color option codes.

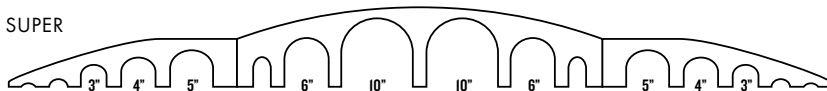


MODEL: CHHBS68

STANDARD



SUPER



| Model | Length | Width | Height | Weight | Prop 65 |
|------------------|-------------------|--------------------|--------------------|------------------|---------|
| CHHBS (Standard) | 70 in. (177.8 cm) | 24.5 in. (62.2 cm) | 6.75 in. (17.2 cm) | 240 lb. (109 kg) | - |
| CHHBS68 (Super) | 126 in. (320 cm) | 24.5 in. (62.2 cm) | 12.5 in. (31.8 cm) | 540 lb. (245 kg) | - |

OPTIONS

| Model | Description | Prop 65 |
|-----------|--|---------|
| CHWSHBS | Grit Top Walking Surface for Standard Bridge | - |
| CHWSHBS68 | Grit Top Walking Surface for Super Bridge | - |
| CH-HJ | Hose Bridge Joiner | - |
| CHPD-R | Single Side Rail | - |
| CHPB-R2 | Double Side Rail | - |



Ramp is shown with matting accessory, sold separately

Grit Top Walking Surfaces fit on a Standard Bridge

BEFORE



AFTER



Recycled Plastic Hose Bridges organize hoses and reduce trip hazards

CURB RAMPS

- Optional single or double railing configurations available in powder-coated yellow or brushed aluminum.

| Model | Length | Width | Height | Weight | Prop 65 |
|-------|------------------|------------------|--------------------|------------------|---------|
| CHCR | 36 in. (91.4 cm) | 24 in. (60.9 cm) | 6.75 in. (17.1 cm) | 52 lb. (23.6 kg) | - |




Channel

UTILITY CROSSOVER SYSTEMS


MODEL: COP2200-4.5-Y

UTILITY CROSSOVER SYSTEMS provide protection for valuable cables and hoses, while ensuring a method of safer passage for vehicle traffic. These lightweight and portable crossovers are manufactured from durable polyurethane and are ideal during maintenance operations or in emergency situations. Complete with carrying handle for easy positioning.

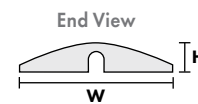
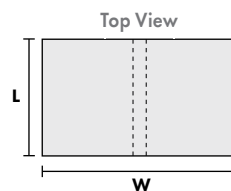
- Polyurethane construction
- Convenient carrying handle
- Replaceable rubber traction pads
- 4.5 in. tunnel size
- Lightweight and portable





SPECIFICATIONS

| | |
|--|---|
| LOAD CAPACITY Max load tested at 70°F (21°C) | 4,000 lb./Tire (1,814 kg) |
| CHANNELS | 1 |
| MAXIMUM OD | 4.5 in. |
| COLOR OPTIONS | Y  |

Reference page 3 for color option codes.



| Model | Description | Width | Height | Channel Width | Maximum OD | Weight | Prop 65 |
|---------------|--------------------------|------------------|-----------------|-------------------|------------------|----------------|---|
| COP2200-4.5-Y | Utility Crossover System | 30 in. (76.2 cm) | 6 in. (15.2 cm) | 4.5 in. (11.4 cm) | 35 lb. (15.9 kg) | 9 lb. (4.2 kg) |  |

 **WARNING:** Cancer and Reproductive Harm - www.P65Warnings.ca.gov. See pg 64.

PART NUMBER INDEX

Linebacker® Series

Cable Protectors

| Model Number..... | Page |
|--------------------|------|
| CL2X150-4/5..... | 79 |
| CL2X150-GP..... | 15 |
| CP1X125-GP..... | 16 |
| CP1X125-GP-DO..... | 16 |
| CP1X225-GP..... | 16 |
| CP1X225-GP-DO..... | 16 |
| CP2X325..... | 12 |
| CP3X225..... | 10 |
| CP4X125..... | 8 |
| CP4X300..... | 13 |
| CP5X125..... | 6 |
| CP5X125-GP..... | 14 |
| CPCR4X300..... | 13 |
| CPEC3X225..... | 10 |
| CPEC4X125..... | 8 |
| CPEC4X300..... | 13 |
| CPEC5X125..... | 6 |
| CPEC5X125-GP..... | 14 |
| CPRL-1X125..... | 17 |
| CPRL-4/5..... | 7,9 |
| CPRL-5GP..... | 15 |
| CPRP-1X125..... | 17 |
| CPRP-1X225..... | 17 |
| CPRP-3..... | 11 |
| CPRP-4/5..... | 7,9 |
| CPRP-5GP..... | 15 |
| CPT3X225-L..... | 10 |
| CPT3X225-R..... | 10 |
| CPT4X125-L..... | 8 |
| CPT4X125-R..... | 8 |
| CPT5X125-L..... | 6 |
| CPT5X125-R..... | 6 |
| CPY4X300..... | 13 |
| CPY5X125-GP..... | 14 |

Yellow Jacket® Series

Cable Protectors

| Model Number..... | Page |
|----------------------|------|
| WSA-125-BFF-BLU..... | 21 |
| WSA-125-BFM-BLU..... | 21 |
| WSA-125-KIT2-HS..... | 21 |
| WSA-125-KIT3-HS..... | 21 |
| WSA-125-RFAH-DY..... | 21 |
| WSA-125-RMAH-DY..... | 21 |
| WSA-225-BFF-BLU..... | 25 |
| WSA-225-BFM-BLU..... | 25 |
| WSA-225-KIT1-HS..... | 25 |
| WSA-225-KIT2-HS..... | 25 |
| WSA-225-RFAH-DY..... | 25 |
| WSA-225-RMAH-DY..... | 25 |
| YJ1-500..... | 53 |
| YJ2-400..... | 56 |
| YJ3-225..... | 24 |
| YJ3-225-AMS..... | 27 |
| YJ3-225-AMS-CTR..... | 27 |
| YJ3-225-AMS-F-B..... | 27 |
| YJ3-225-AMS-M-B..... | 27 |
| YJ3-225W..... | 24 |
| YJ3EB-225..... | 24 |
| YJ3TL-225..... | 24 |

| | |
|----------------------|-------|
| YJ3TR-225..... | 24 |
| YJ4-125..... | 23 |
| YJ4EB-125..... | 23 |
| YJ5-125-ADA..... | 22 |
| YJ5-125-AMS..... | 26 |
| YJ5-125-AMS-CTR..... | 26 |
| YJ5-125-AMS-F-B..... | 26 |
| YJ5-125-AMS-M-B..... | 26 |
| YJ5-400..... | 49 |
| YJ5EB-125..... | 20 |
| YJ5I-125..... | 21,26 |
| YJ5TL-125..... | 20 |
| YJ5TR-125..... | 20 |
| YJ5X-125..... | 20 |

Guard Dog® Series

Cable Protectors

| Model Number..... | Page |
|--------------------|-------|
| CL2X150-GD5..... | 31,33 |
| CPCARPETKIT-3..... | 37 |
| CPGLUE..... | 37 |
| CPRL-3GD-DO..... | 39 |
| CPRL-5GD..... | 31 |
| CPRP-4/5..... | 39 |
| CPRP-5GD..... | 31,33 |
| CPRP-GD3..... | 35 |
| CPRPKIT.75-20..... | 37 |
| GD1X75..... | 37 |
| GD1X75-ST..... | 37 |
| GD2X75..... | 37 |
| GD2X75-ST..... | 37 |
| GD3-DO..... | 38 |
| GD3X225..... | 35 |
| GD3X75..... | 36 |
| GD3X75-ST..... | 36 |
| GD5X125..... | 30 |
| GD5X125-ADA..... | 34 |
| GD5X75..... | 36 |
| GD5X75-ST..... | 36 |
| GD5X75-ST..... | 36 |
| GDCR5X125..... | 30 |
| GDEC5X125..... | 30 |
| GDFE5X125..... | 32 |
| GDT5X125-L..... | 30 |
| GDT5X125-R..... | 30 |

Firefly® Series

Cable Protectors

| Model Number..... | Page |
|----------------------|------|
| FF5X125..... | 40 |
| FF5X125-BLU/B..... | 40 |
| FF5X125-G/B..... | 40 |
| FF5X125-O/B..... | 40 |
| FF5X125-Y/B..... | 40 |
| FF5X125BLUB-BLU..... | 40 |
| FF5X125BLUB-R..... | 40 |
| FF5X125GB-BLU..... | 44 |
| FF5X125GB-R..... | 40 |
| FF5X125OB-BLU..... | 40 |
| FF5X125OB-R..... | 40 |
| FF5X125YB-BLU..... | 40 |
| FF5X125YB-R..... | 40 |

Bumble Bee® Series

Cable Protectors

| Model Number..... | Page |
|-------------------|------|
| BB5-125-D..... | 41 |
| BB5-125-T..... | 41 |
| BB5EB-125-T..... | 41 |
| BB5X-125-T..... | 41 |
| BB5Y-125-T..... | 41 |

Cable Protector Carts

| Model Number..... | Page |
|-------------------|------|
| CT4W-ST..... | 42 |

Grip Guard® Series

Cable Protectors

| Model Number..... | Page |
|--------------------|-------|
| CPCARPETKIT-3..... | 44,45 |
| CPGLUE..... | 44,45 |
| CPRPKIT1-8..... | 44,45 |
| GG5X125..... | 44 |
| GG3X225..... | 45 |

FastLane® Series

Cable Protectors

| Model Number..... | Page |
|--------------------|------|
| FL1X1.5..... | 46 |
| FL45LT 1X1.5..... | 46 |
| FL45RT 1X1.5..... | 46 |
| FL90LT 1X1.5..... | 46 |
| FL90RT 1X1.5..... | 46 |
| FL1X4..... | 46 |
| FL45LT 1X4..... | 46 |
| FL45RT 1X4..... | 46 |
| FL90LT 1X4..... | 46 |
| FL90RT 1X4..... | 46 |
| FL2X1.75..... | 47 |
| FL45LT 2X1.5..... | 47 |
| FL45RT 2X1.5..... | 47 |
| FL90LT 2X1.5..... | 47 |
| FL90RT 2X1.5..... | 47 |
| CPCARPETKIT-3..... | 47 |
| CPGLUE..... | 47 |
| CPRPKIT.75-18..... | 47 |
| CPRPKIT1-8..... | 47 |

Rubber Duct

Cable Protectors

| Model Number..... | Page |
|---------------------|------|
| CPCARPETKIT-10..... | 48 |
| CPCARPETKIT-5..... | 48 |
| RFD1-10..... | 48 |
| RFD2-10..... | 48 |
| RFD3-10..... | 48 |
| RFD4-10..... | 48 |
| RFD5-10..... | 49 |
| RFD5-5..... | 49 |
| RFD6-10..... | 49 |
| RFD6-5..... | 49 |
| RFD7-5..... | 49 |
| RFD8-5..... | 49 |
| RFD9-5..... | 49 |
| RFCN-1/2..... | 49 |
| RFCN-3/8..... | 49 |

Extreme Crossover

Systems

| Model Number..... | Page |
|-------------------|------|
| XO118-2..... | 55 |
| XO218-2..... | 55 |
| XO342-10..... | 55 |
| XO342-CS-10..... | 55 |
| XO35-3-1-L10..... | 55 |
| XO35-3-1-L20..... | 55 |
| XO35-3-1-L30..... | 55 |
| XO35-3-1-L40..... | 55 |
| XO39-3-2-L10..... | 55 |
| XO39-3-2-L20..... | 55 |
| XO39-3-2-L30..... | 55 |
| XO39-3-2-L40..... | 55 |
| XO39-4-1-L10..... | 55 |
| XO39-4-1-L20..... | 55 |
| XO39-4-1-L30..... | 55 |
| XO39-4-1-L40..... | 55 |
| XO43-5-1-L10..... | 55 |
| XO43-5-1-L20..... | 55 |
| XO43-5-1-L30..... | 55 |
| XO43-5-1-L40..... | 55 |
| XO436-10..... | 55 |
| XO436-8..... | 55 |
| XO436-CS-10..... | 55 |
| XO436-CS-8..... | 55 |
| XO442-10..... | 55 |
| XO442-8..... | 55 |
| XO442-CS-10..... | 55 |
| XO442-CS-8..... | 55 |
| XO47-4-2-L10..... | 55 |
| XO47-4-2-L20..... | 55 |
| XO47-4-2-L30..... | 55 |
| XO47-4-2-L40..... | 55 |
| XO47-5-2-L10..... | 55 |
| XO47-5-2-L20..... | 55 |
| XO47-5-2-L30..... | 55 |
| XO47-5-2-L40..... | 55 |

Diamondback® Hose

Bridges

| Model Number..... | Page |
|-----------------------|------|
| UHB2025..... | 58 |
| UHB2025R (Pair)..... | 59 |
| UHB2025T (Each)..... | 59 |
| UHB2025TC (Each)..... | 59 |
| UHB3035..... | 58 |
| UHB3035R (Pair)..... | 59 |
| UHB3035T (Each)..... | 59 |
| UHB3035TC (Each)..... | 59 |
| UHB4045..... | 58 |
| UHB4045R (Pair)..... | 59 |
| UHB4045T (Each)..... | 59 |
| UHB4045TC (Each)..... | 59 |
| UHB5060..... | 58 |
| UHB5060R (Pair)..... | 59 |
| UHB5060T (Each)..... | 59 |
| UHB5060TC (Each)..... | 59 |

Recycled Plastic Hose

Bridges

| Model Number..... | Page |
|-----------------------|------|
| CHHBS (Standard)..... | 60 |
| CHHBS68 (Super)..... | 60 |
| CHHJ..... | 60 |
| CHPB-R2..... | 60 |
| CHPD-R..... | 60 |
| CHWSHBS..... | 60 |
| CHWSHBS68..... | 60 |

Curb Ramps

| Model Number..... | Page |
|-------------------|------|
| CHCR..... | 61 |

Utility Crossovers

| Model Number..... | Page |
|-------------------|------|
| COP2200-4.5..... | 61 |



CHECKERS

620 Compton St.
Broomfield, CO 80020

PHONE: (800) 438-9336

FAX: (720) 890-4858

EMAIL: sales@checkers-safety.com

www.checkers-safety.com

Ver: 10/18
MKTSLB0001

A PRODUCT OF:  **Justrite**[™]
Safety Group

Justrite Safety Group is the leading source of safety equipment for flammables and hazardous materials storage and handling, asset protection, environmental protection spill containment, absorbents, specialized chemical storage, cable management, safety showers and eye/face washes, matting, and vehicle safety equipment. Learn more at Justrite.com, Checkers-safety.com, and Notrax.com.